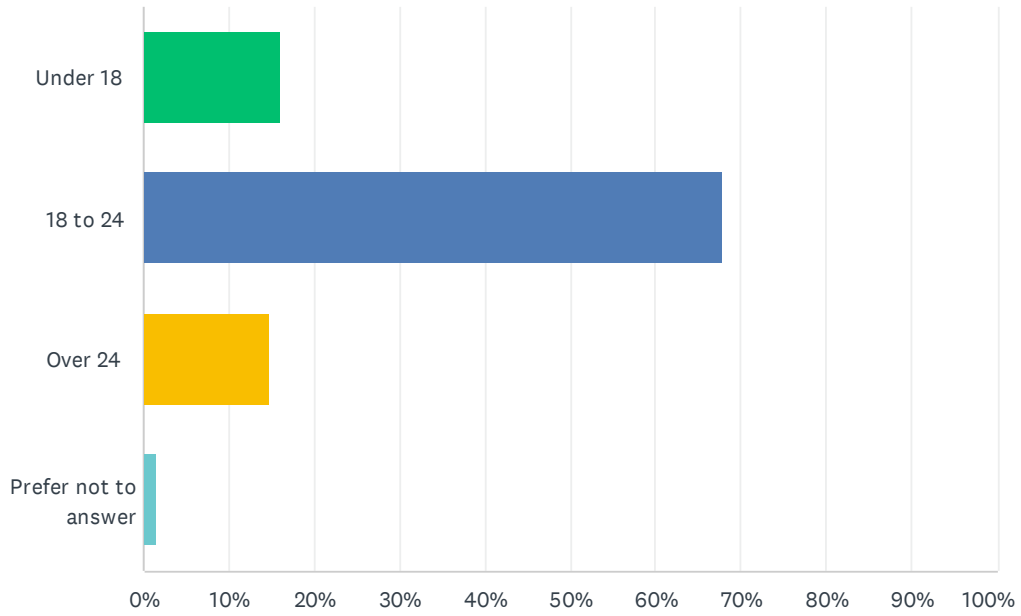


## Q1 What is your age?

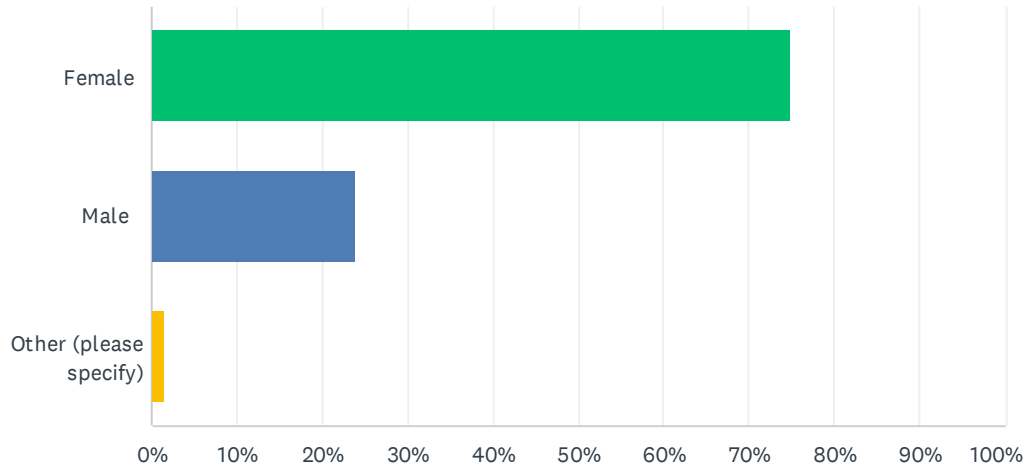
Answered: 143 Skipped: 0



ANSWER CHOICES	RESPONSES	
Under 18	16.08%	23
18 to 24	67.83%	97
Over 24	14.69%	21
Prefer not to answer	1.40%	2
<b>TOTAL</b>		<b>143</b>

## Q2 What is your gender?

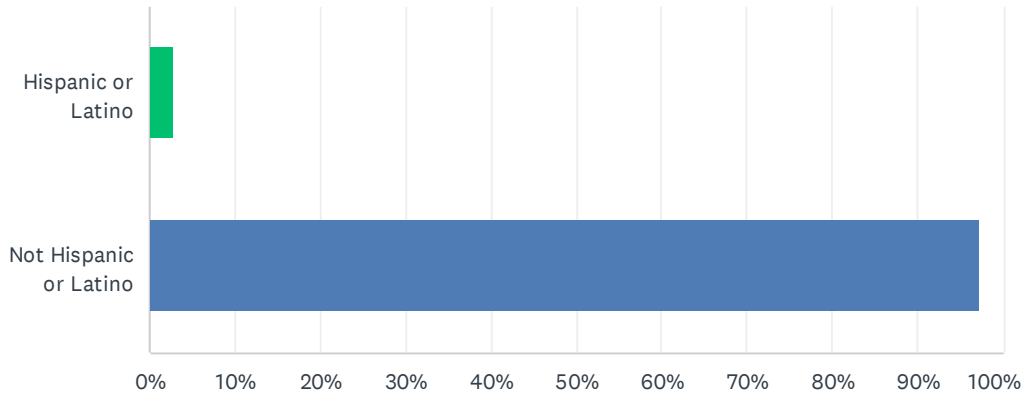
Answered: 143 Skipped: 0



ANSWER CHOICES	RESPONSES	
Female	74.83%	107
Male	23.78%	34
Other (please specify)	1.40%	2
<b>TOTAL</b>		<b>143</b>

### Q3 What is your ethnicity\*?\*NCES classification

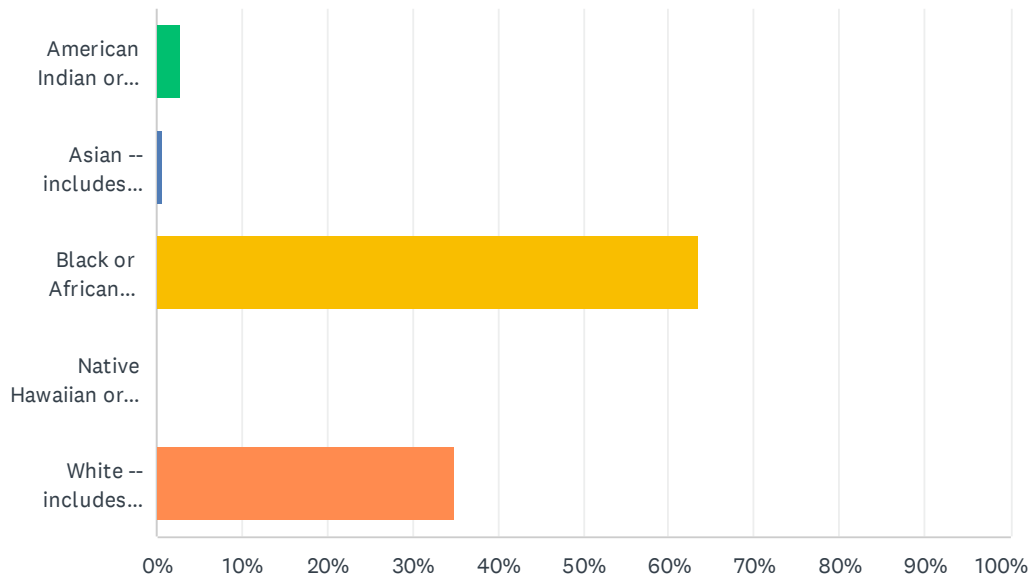
Answered: 143 Skipped: 0



ANSWER CHOICES	RESPONSES
Hispanic or Latino	2.80% 4
Not Hispanic or Latino	97.20% 139
TOTAL	143

### Q4 What is your racial identity\*? Select all that apply. \*National Center for Education Statistics classifications

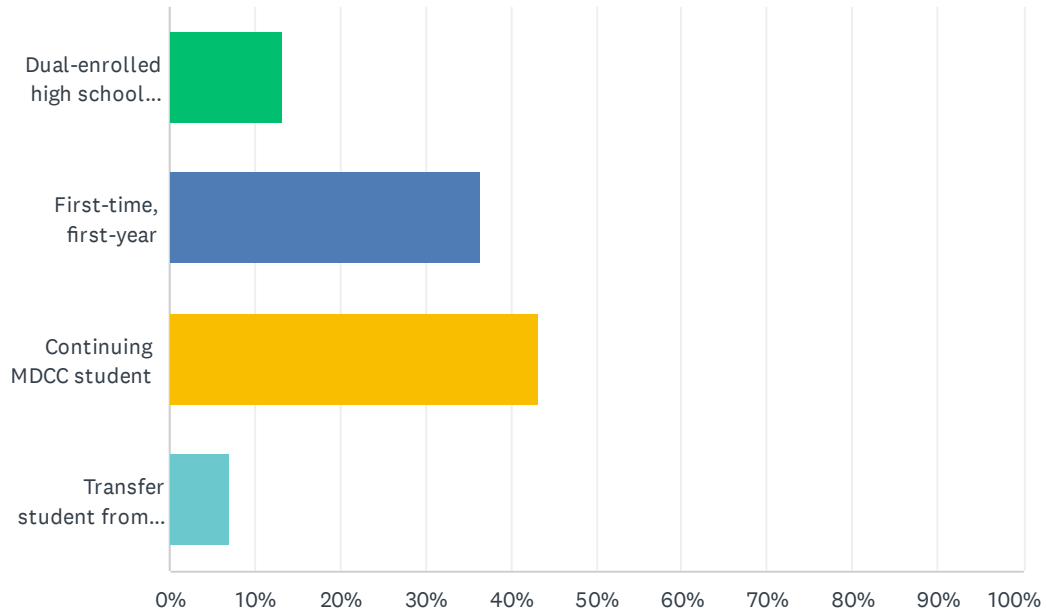
Answered: 143 Skipped: 0



ANSWER CHOICES	RESPONSES	
American Indian or Alaskan Native	2.80%	4
Asian -- includes origins in Far East, Southeast Asia, or Indian subcontinent	0.70%	1
Black or African American	63.64%	91
Native Hawaiian or Other Pacific Islander	0.00%	0
White -- includes origins in the Middle East, North Africa, or Southwest Asia	34.97%	50
Total Respondents: 143		

## Q5 What type of student are you?

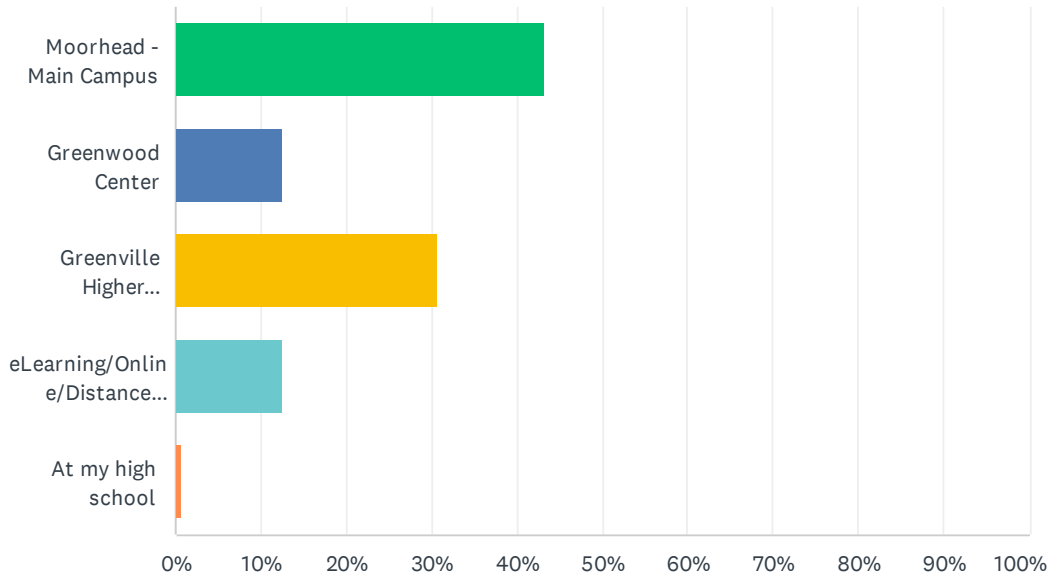
Answered: 143 Skipped: 0



ANSWER CHOICES	RESPONSES	
Dual-enrolled high school student	13.29%	19
First-time, first-year	36.36%	52
Continuing MDCC student	43.36%	62
Transfer student from another institution	6.99%	10
<b>TOTAL</b>		<b>143</b>

## Q6 Where/how do you take the majority of your courses?

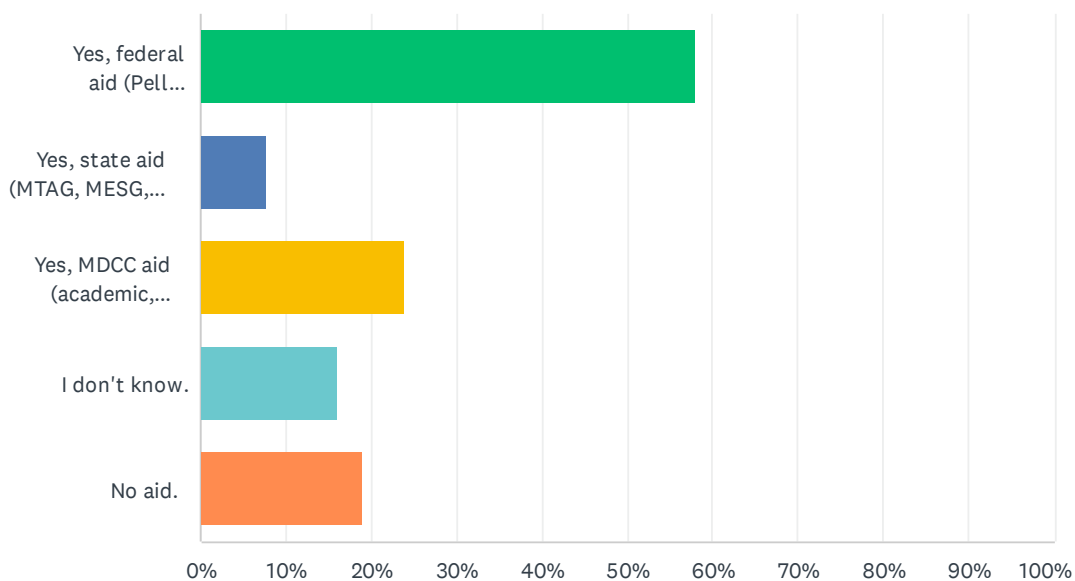
Answered: 143 Skipped: 0



ANSWER CHOICES	RESPONSES	
Moorhead - Main Campus	43.36%	62
Greenwood Center	12.59%	18
Greenville Higher Education Center	30.77%	44
eLearning/Online/Distance Education	12.59%	18
At my high school	0.70%	1
<b>TOTAL</b>		<b>143</b>

### Q7 Do you receive financial aid? Select all that apply.

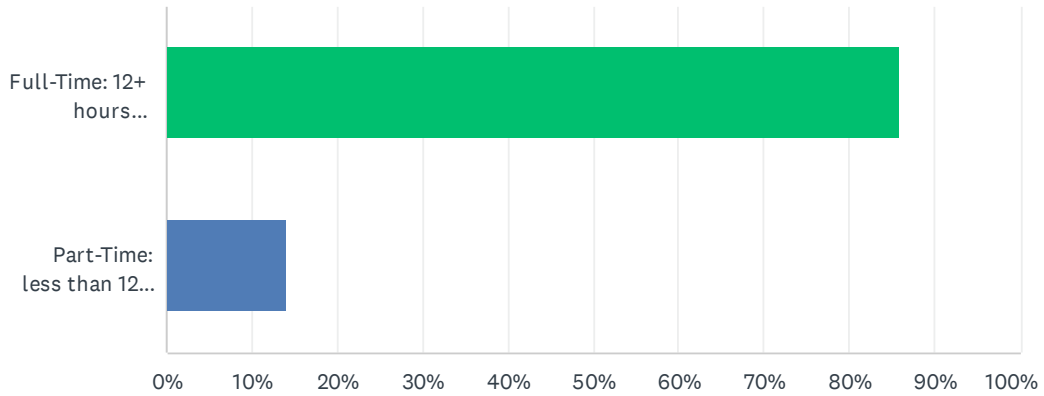
Answered: 143 Skipped: 0



ANSWER CHOICES	RESPONSES	
Yes, federal aid (Pell Grant, or FSEOG).	58.04%	83
Yes, state aid (MTAG, MESG, or HELP).	7.69%	11
Yes, MDCC aid (academic, activity, athletic, or foundation scholarship).	23.78%	34
I don't know.	16.08%	23
No aid.	18.88%	27
Total Respondents: 143		

## Q8 Are you enrolled full-time or part-time?

Answered: 143 Skipped: 0

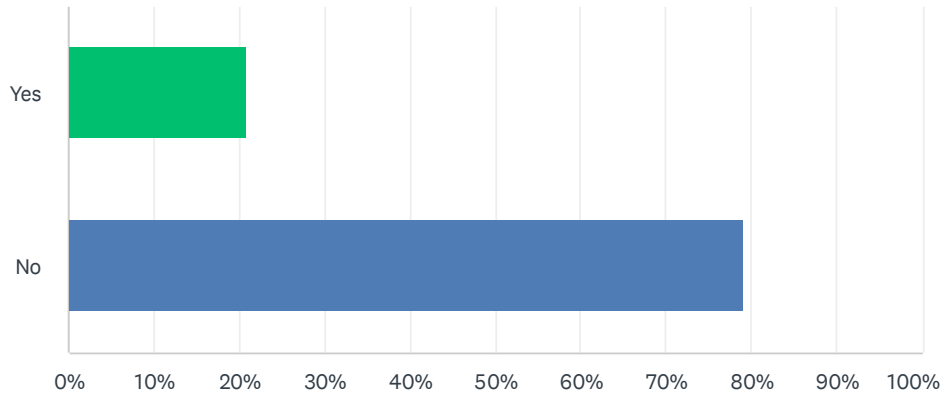


ANSWER CHOICES	RESPONSES	
Full-Time: 12+ hours (typically 4 or more classes)	86.01%	123
Part-Time: less than 12 hours (typically 1-3 classes)	13.99%	20
<b>TOTAL</b>		<b>143</b>



## Q9 Do you live on campus in a residence hall?

Answered: 143 Skipped: 0



ANSWER CHOICES	RESPONSES	
Yes	20.98%	30
No	79.02%	113
<b>TOTAL</b>		<b>143</b>

## Q10 Please rate the residence life programming (staff/activities):

Answered: 26 Skipped: 117

**3.2**   
average rating



	1	2	3	4	5	TOTAL	WEIGHTED AVERAGE
☆	11.54% 3	3.85% 1	50.00% 13	23.08% 6	11.54% 3	26	3.19

## Q11 Please rate your residence hall's condition (cleanliness/repair):

Answered: 26 Skipped: 117

# 2.8★

average rating



	1	2	3	4	5	TOTAL	WEIGHTED AVERAGE
☆	15.38% 4	15.38% 4	50.00% 13	11.54% 3	7.69% 2	26	2.81

## Q12 Please rate your residence hall's building (layout/amenities):

Answered: 26 Skipped: 117

**3.0**   
average rating



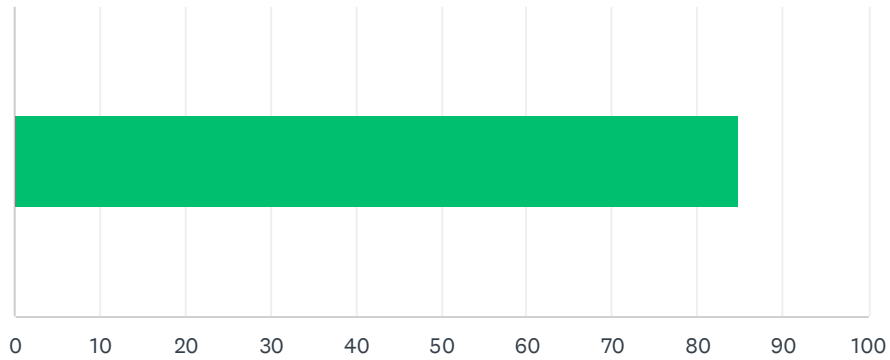
	1	2	3	4	5	TOTAL	WEIGHTED AVERAGE
☆	19.23% 5	11.54% 3	34.62% 9	19.23% 5	15.38% 4	26	3.00

## Q13 Please feel free to tell us more about residence life.

Answered: 10 Skipped: 133

## Q14 My instructors know their material.

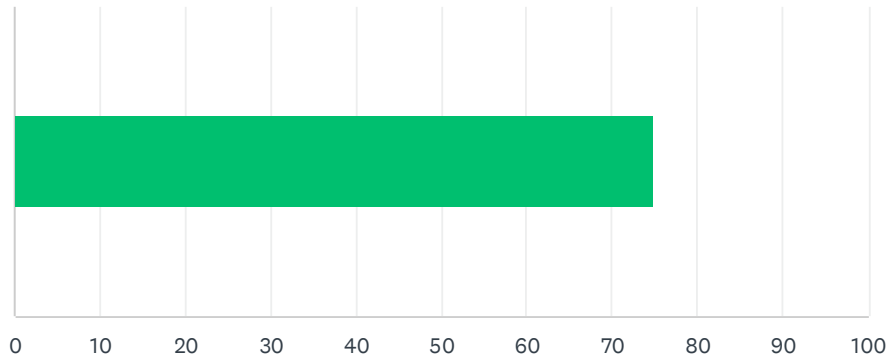
Answered: 127 Skipped: 16



ANSWER CHOICES	AVERAGE NUMBER	TOTAL NUMBER	RESPONSES
	85	10,776	127
Total Respondents: 127			

## Q15 I can understand what is taught in my classes.

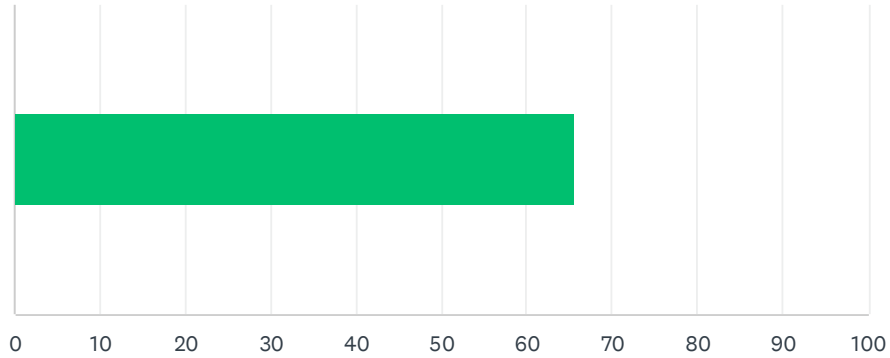
Answered: 127 Skipped: 16



ANSWER CHOICES	AVERAGE NUMBER	TOTAL NUMBER	RESPONSES
	75	9,492	127
Total Respondents: 127			

## Q16 My math skills are strong.

Answered: 127 Skipped: 16

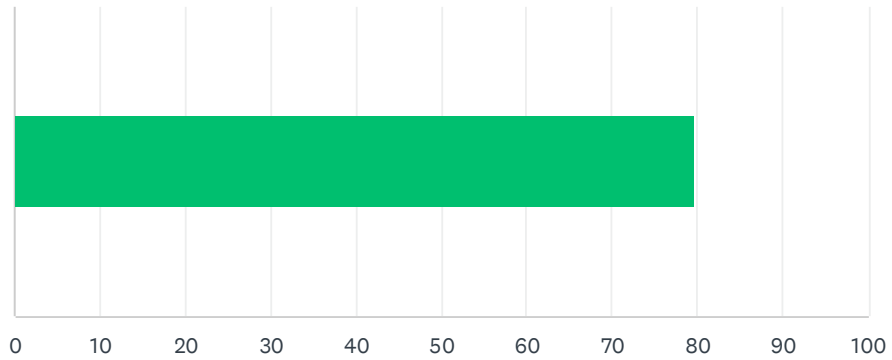


ANSWER CHOICES	AVERAGE NUMBER	TOTAL NUMBER	RESPONSES
	66	8,340	127
Total Respondents: 127			



## Q17 These classes are necessary for my plans.

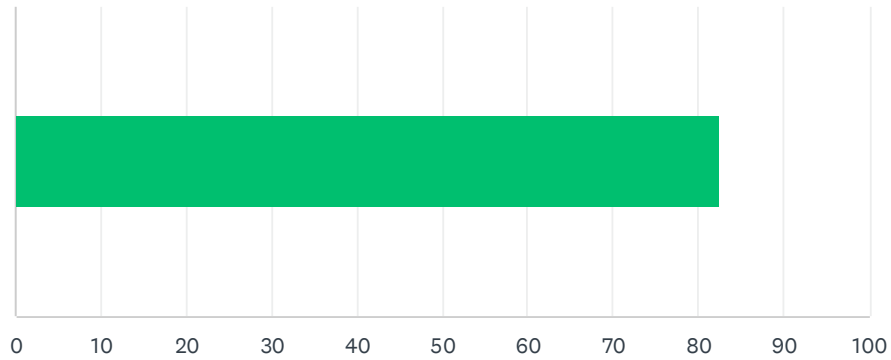
Answered: 127 Skipped: 16



ANSWER CHOICES	AVERAGE NUMBER	TOTAL NUMBER	RESPONSES
	80	10,122	127
Total Respondents: 127			

## Q18 My reading and writing skills are strong.

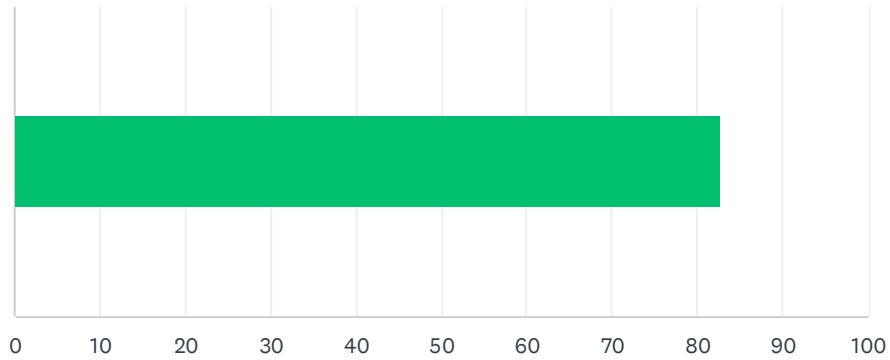
Answered: 127 Skipped: 16



ANSWER CHOICES	AVERAGE NUMBER	TOTAL NUMBER	RESPONSES
	83	10,479	127
Total Respondents: 127			

## Q19 My instructors work hard to help me learn.

Answered: 127 Skipped: 16



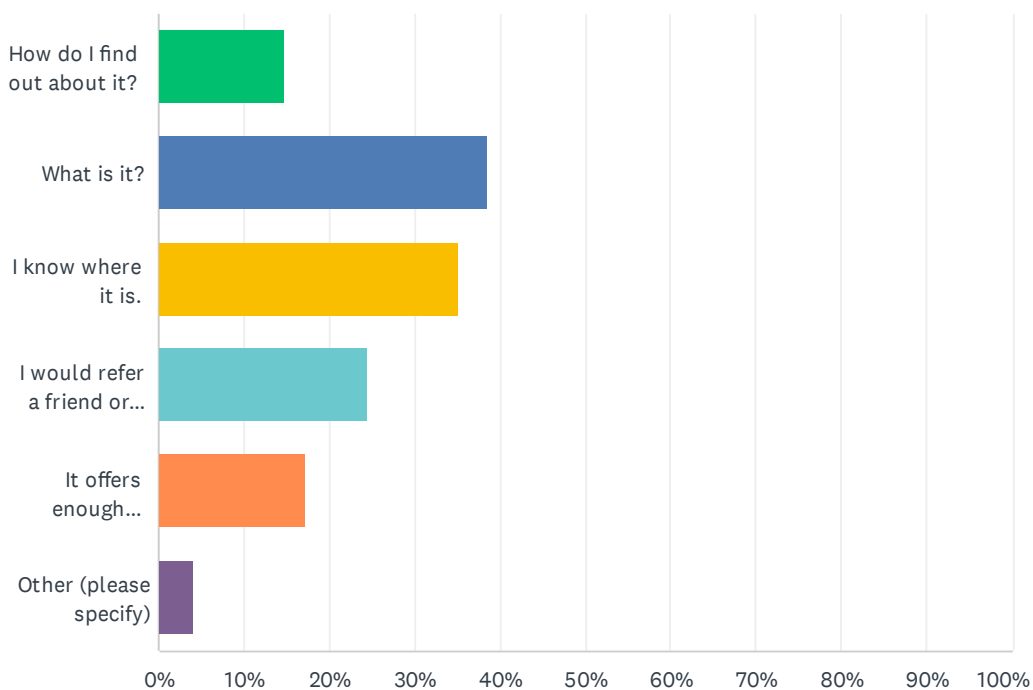
ANSWER CHOICES	AVERAGE NUMBER	TOTAL NUMBER	RESPONSES
	83	10,501	127
Total Respondents: 127			

Q20 Please feel free to tell us more about your educational experiences.

Answered: 37 Skipped: 106

## Q21 When you think of the Capps Center, select all that apply:

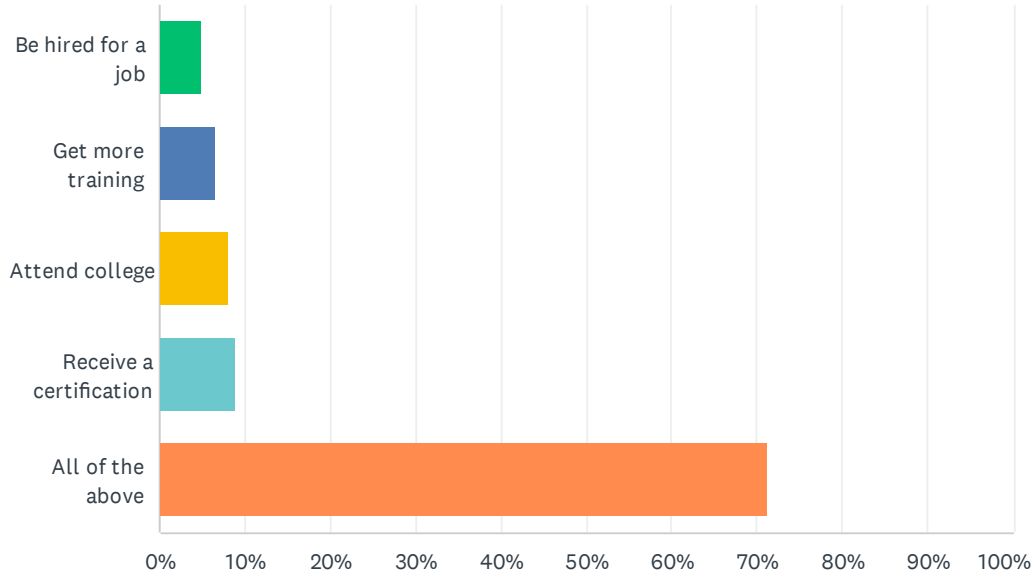
Answered: 122 Skipped: 21



ANSWER CHOICES	RESPONSES	
How do I find out about it?	14.75%	18
What is it?	38.52%	47
I know where it is.	35.25%	43
I would refer a friend or family member to it.	24.59%	30
It offers enough programs.	17.21%	21
Other (please specify)	4.10%	5
Total Respondents: 122		

## Q22 After completing a class at the Capps Center, a student is more likely to . . .

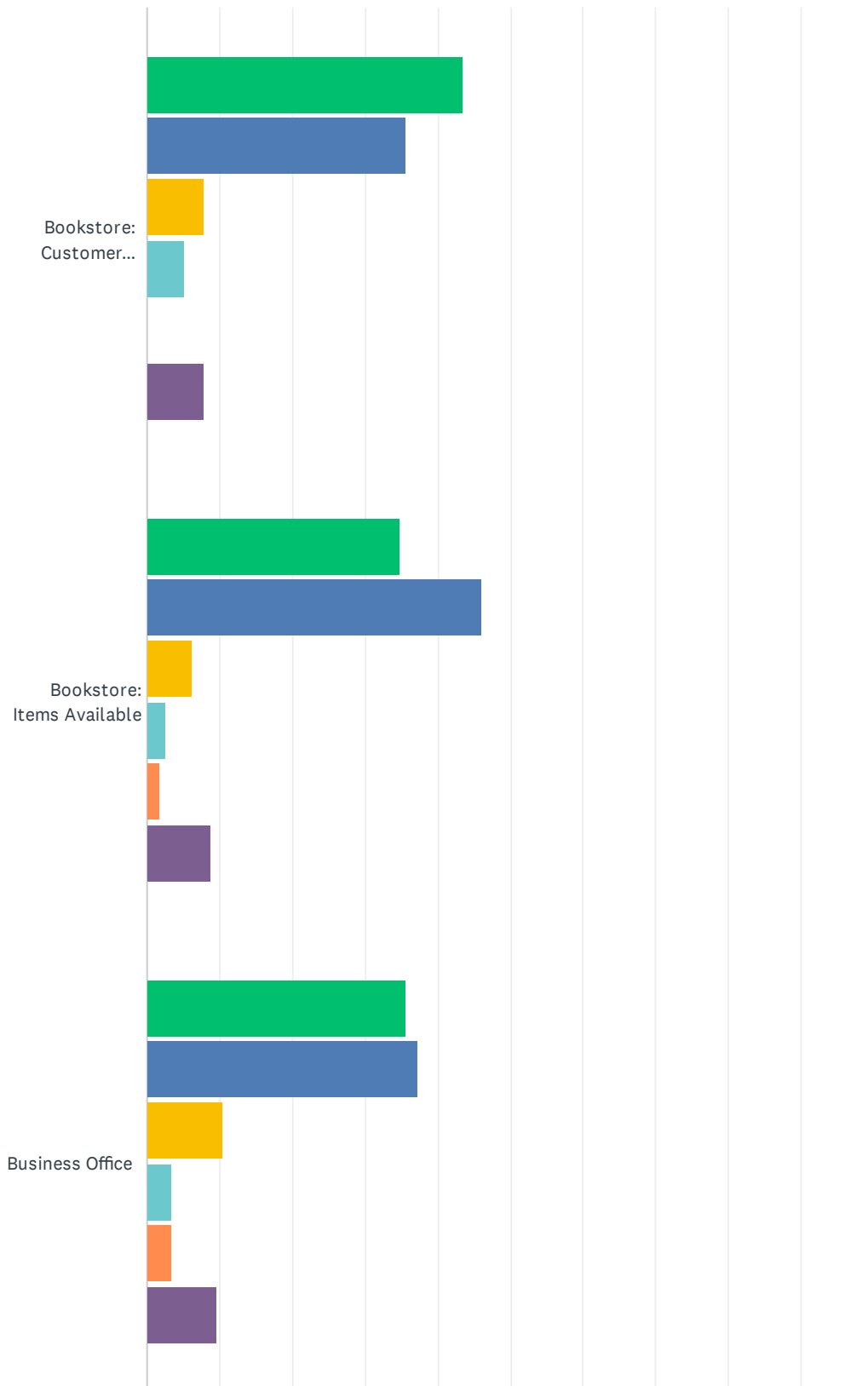
Answered: 122 Skipped: 21



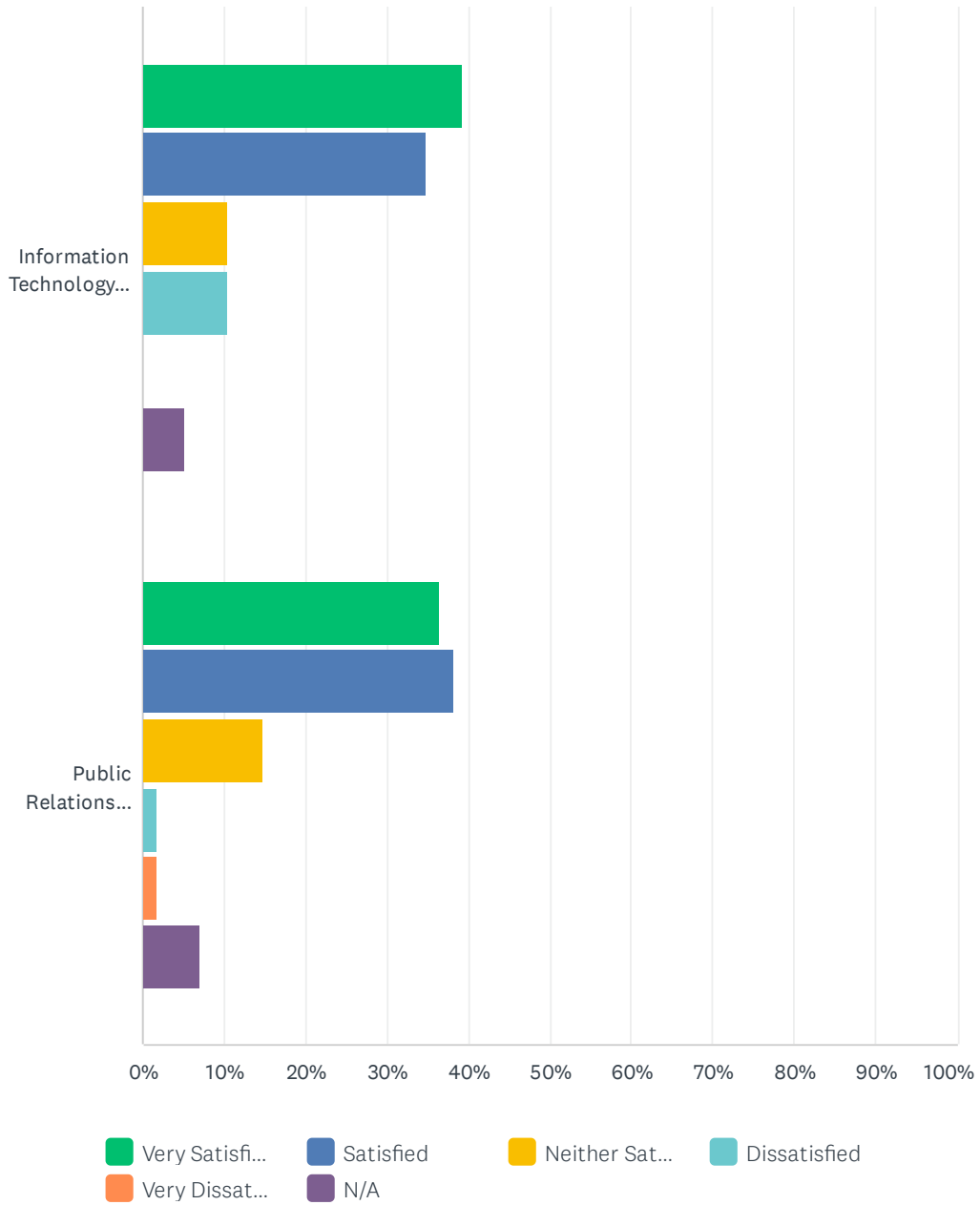
ANSWER CHOICES	RESPONSES	
Be hired for a job	4.92%	6
Get more training	6.56%	8
Attend college	8.20%	10
Receive a certification	9.02%	11
All of the above	71.31%	87
TOTAL		122

# Q23 How satisfied are you with people and services in these administrative areas?

Answered: 115 Skipped: 28



# MDCC | Student Opinion Survey



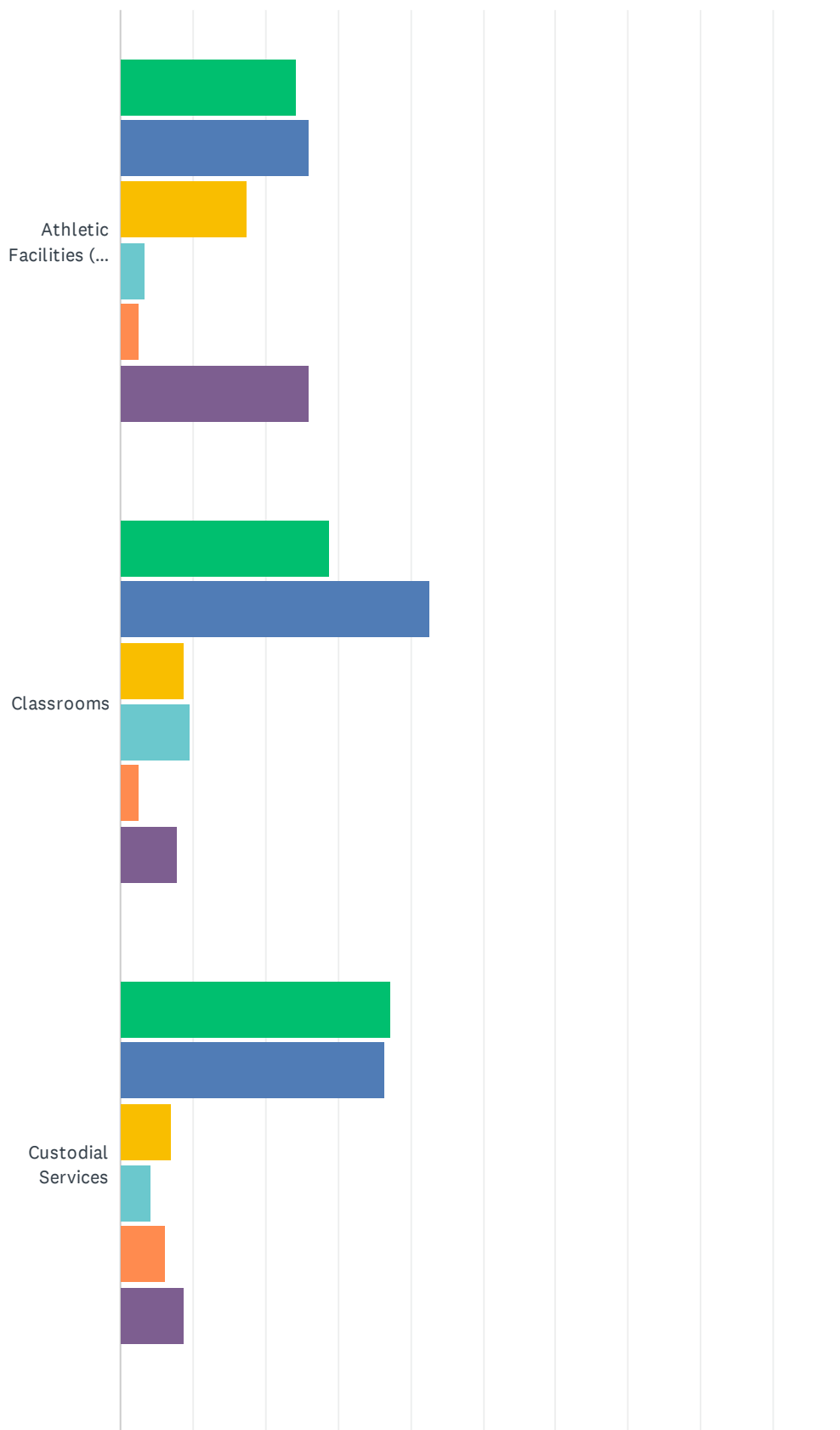


MDCC | Student Opinion Survey

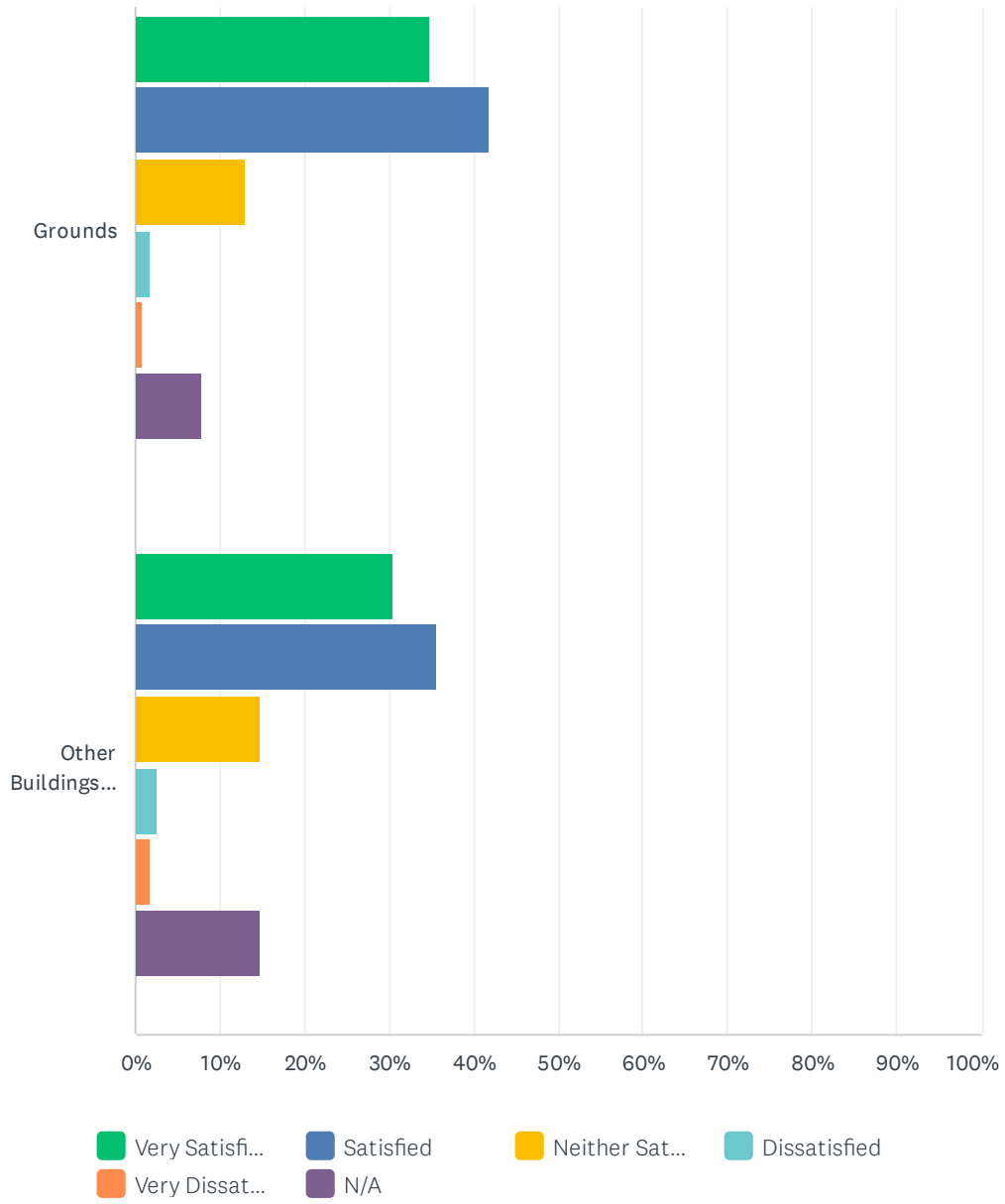
	VERY SATISFIED	SATISFIED	NEITHER SATISFIED NOR DISSATISFIED	DISSATISFIED	VERY DISSATISFIED	N/A	TOTAL	WEIGHTED AVERAGE
Bookstore: Customer Service	43.48% 50	35.65% 41	7.83% 9	5.22% 6	0.00% 0	7.83% 9	115	4.27
Bookstore: Items Available	34.78% 40	46.09% 53	6.09% 7	2.61% 3	1.74% 2	8.70% 10	115	4.20
Business Office	35.65% 41	37.39% 43	10.43% 12	3.48% 4	3.48% 4	9.57% 11	115	4.09
Information Technology (WiFi, MyDelta, etc.)	39.13% 45	34.78% 40	10.43% 12	10.43% 12	0.00% 0	5.22% 6	115	4.08
Public Relations (social media, branding, website, etc.)	36.52% 42	38.26% 44	14.78% 17	1.74% 2	1.74% 2	6.96% 8	115	4.14

# Q24 How satisfied are you with these physical resources?

Answered: 115 Skipped: 28



# MDCC | Student Opinion Survey

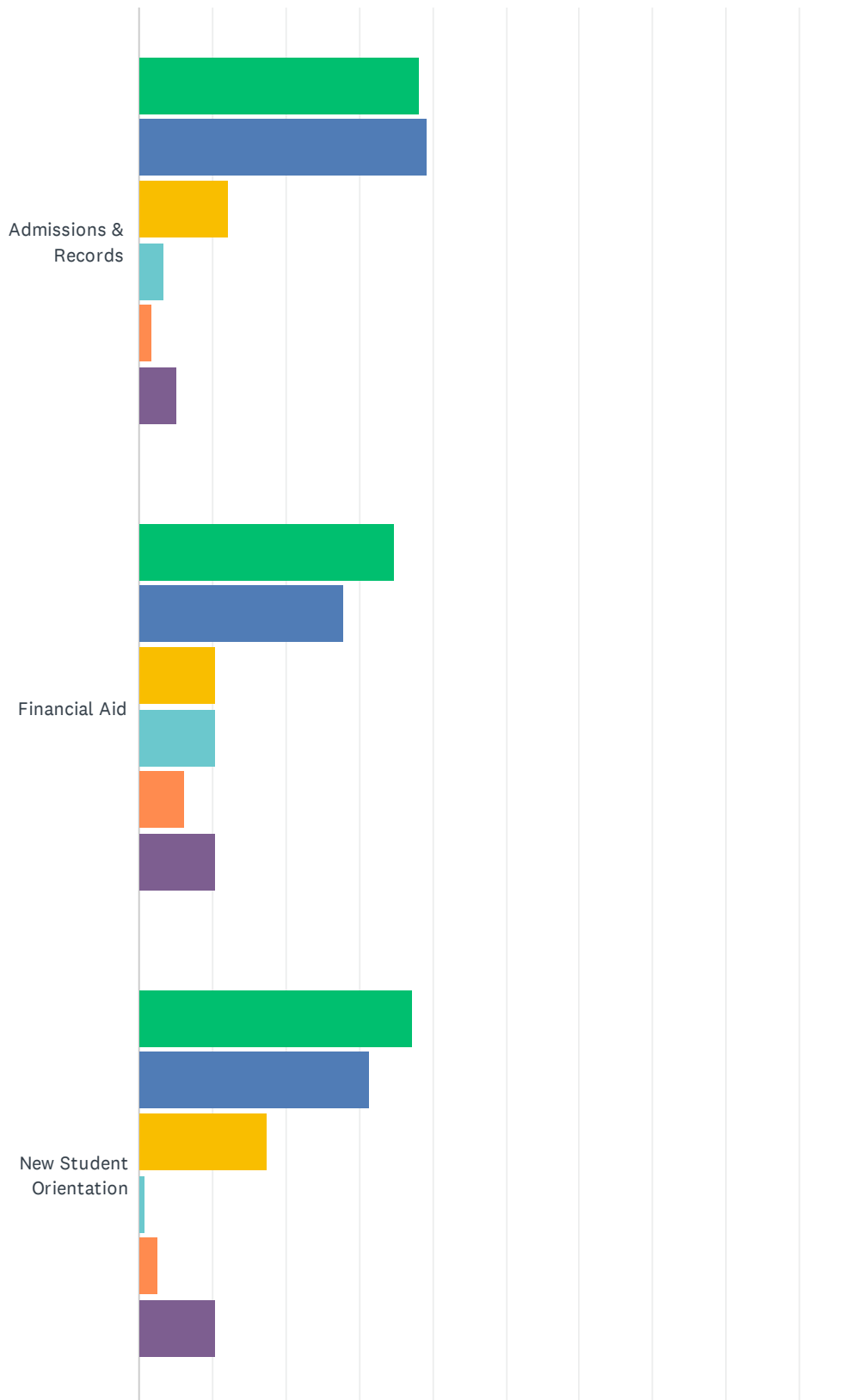


MDCC | Student Opinion Survey

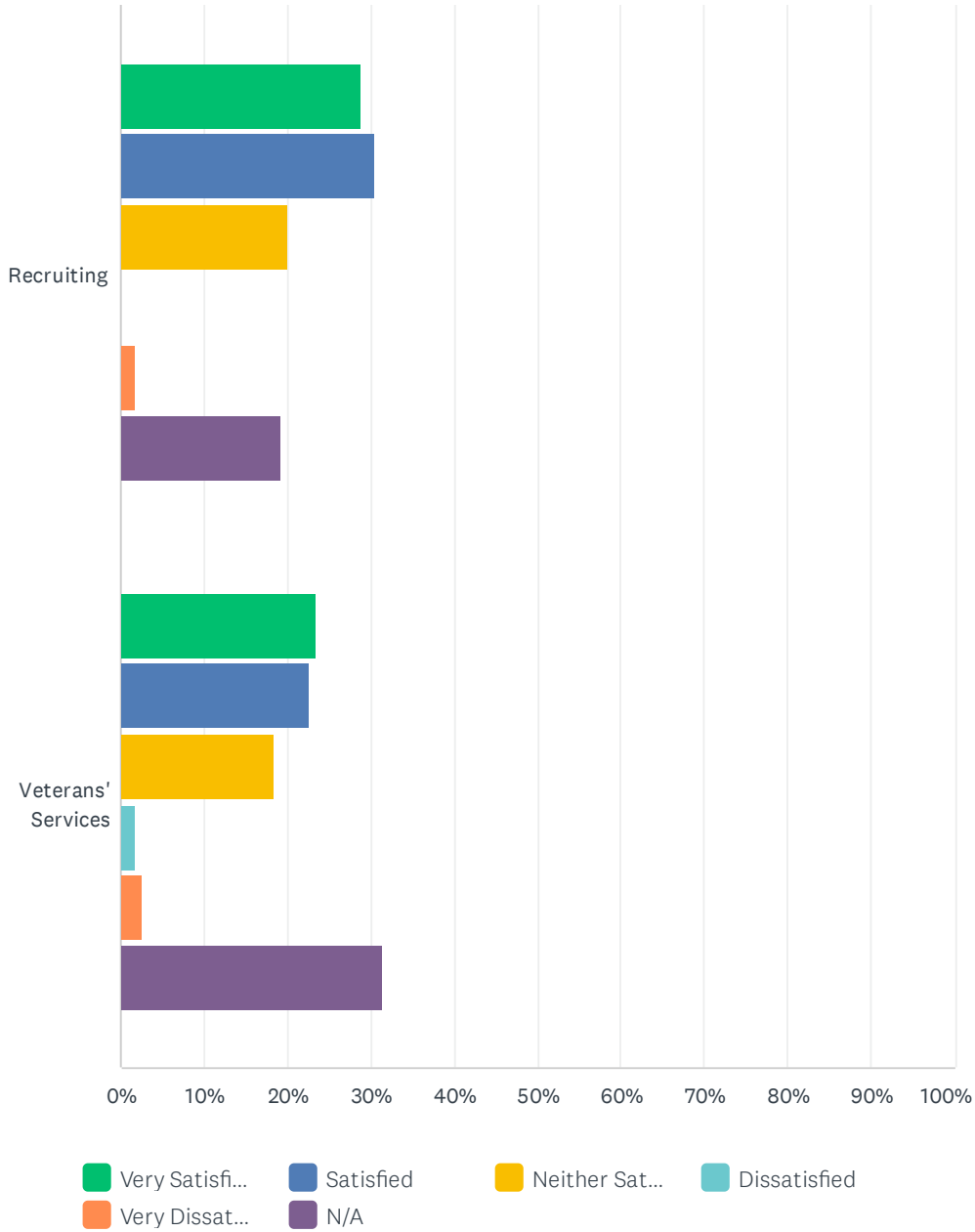
	VERY SATISFIED	SATISFIED	NEITHER SATISFIED NOR DISSATISFIED	DISSATISFIED	VERY DISSATISFIED	N/A	TOTAL	WEIGHTED AVERAGE
Athletic Facilities (for sports teams)	24.35% 28	26.09% 30	17.39% 20	3.48% 4	2.61% 3	26.09% 30	115	3.89
Classrooms	28.70% 33	42.61% 49	8.70% 10	9.57% 11	2.61% 3	7.83% 9	115	3.92
Custodial Services	37.39% 43	36.52% 42	6.96% 8	4.35% 5	6.09% 7	8.70% 10	115	4.04
Grounds	34.78% 40	41.74% 48	13.04% 15	1.74% 2	0.87% 1	7.83% 9	115	4.17
Other Buildings (auditorium, union, etc.)	30.43% 35	35.65% 41	14.78% 17	2.61% 3	1.74% 2	14.78% 17	115	4.06

# Q25 How satisfied are you with people and services in these enrollment areas?

Answered: 115 Skipped: 28



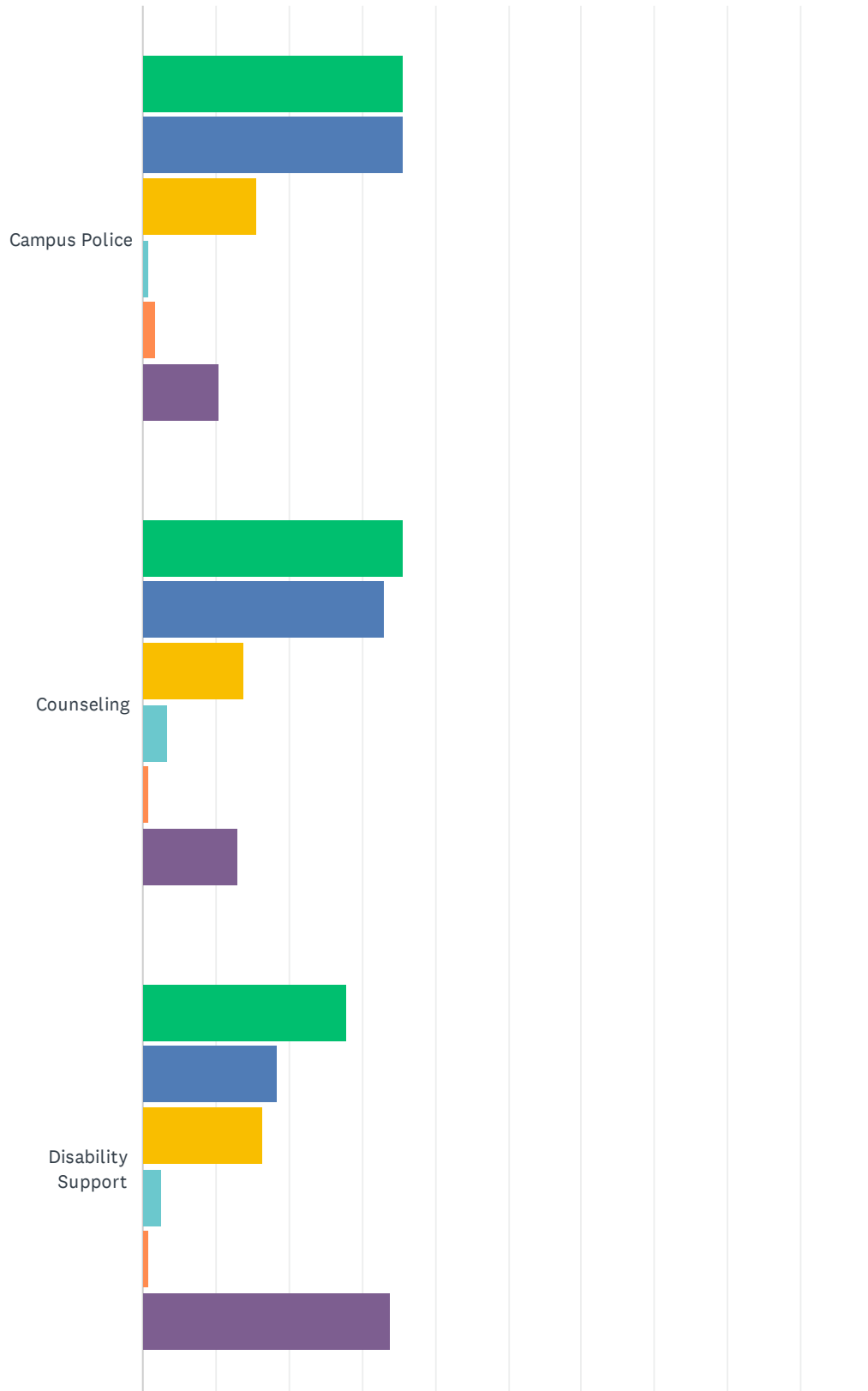
MDCC | Student Opinion Survey



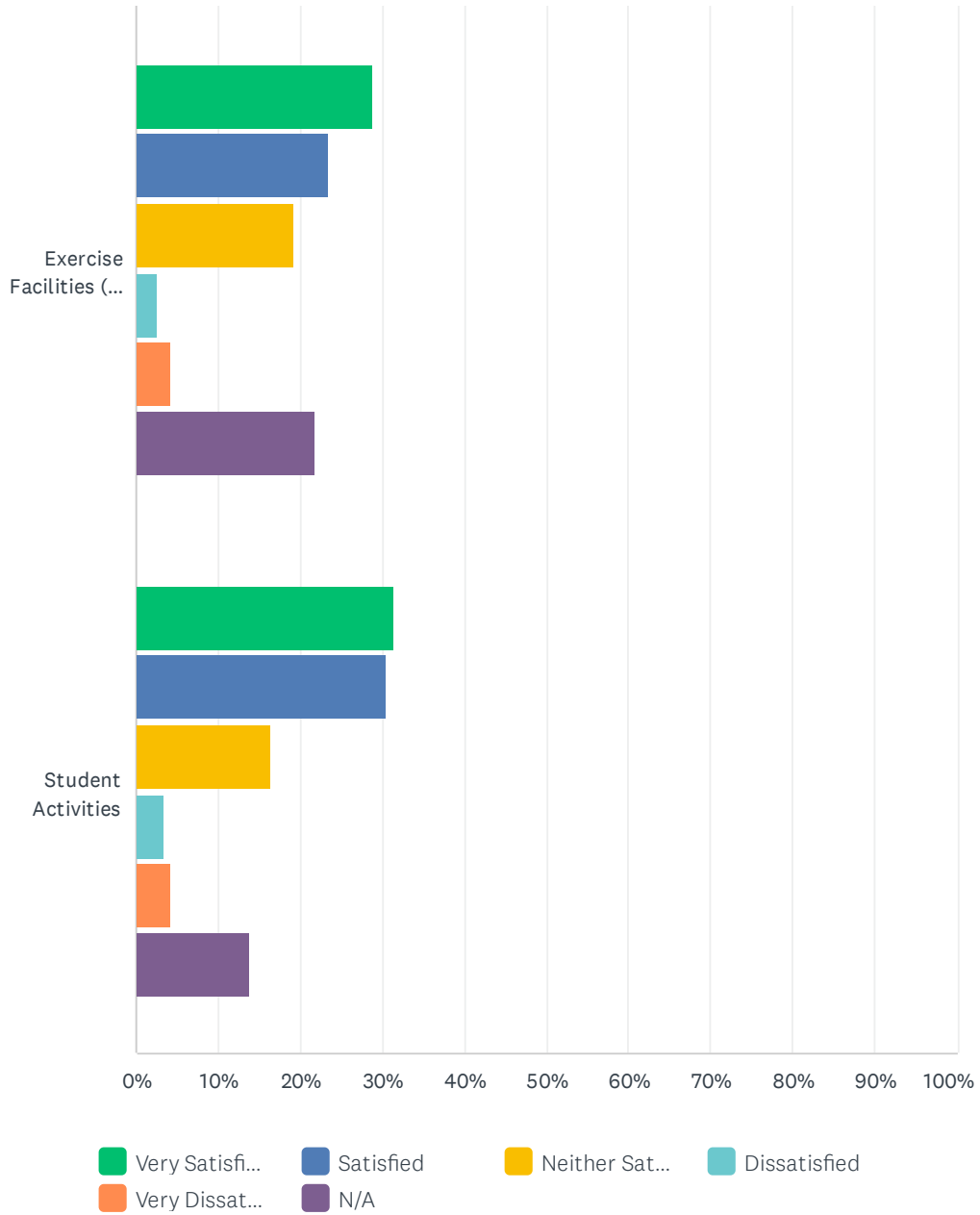
	VERY SATISFIED	SATISFIED	NEITHER SATISFIED NOR DISSATISFIED	DISSATISFIED	VERY DISSATISFIED	N/A	TOTAL	WEIGHTED AVERAGE
Admissions & Records	38.26% 44	39.13% 45	12.17% 14	3.48% 4	1.74% 2	5.22% 6	115	4.15
Financial Aid	34.78% 40	27.83% 32	10.43% 12	10.43% 12	6.09% 7	10.43% 12	115	3.83
New Student Orientation	37.39% 43	31.30% 36	17.39% 20	0.87% 1	2.61% 3	10.43% 12	115	4.12
Recruiting	28.70% 33	30.43% 35	20.00% 23	0.00% 0	1.74% 2	19.13% 22	115	4.04
Veterans' Services	23.48% 27	22.61% 26	18.26% 21	1.74% 2	2.61% 3	31.30% 36	115	3.91

## Q26 How satisfied are you with people and services in these student resources?

Answered: 115 Skipped: 28



# MDCC | Student Opinion Survey



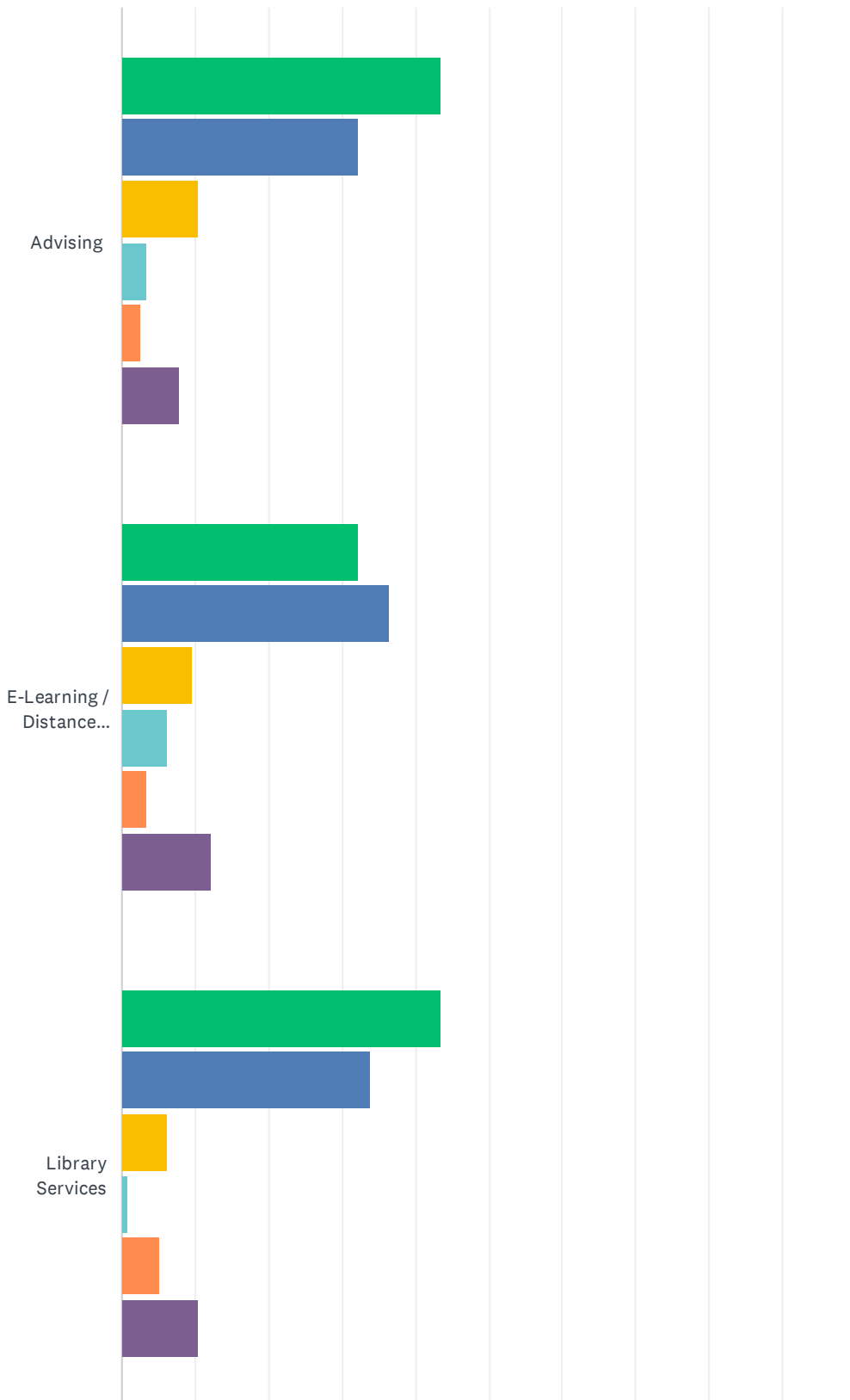


MDCC | Student Opinion Survey

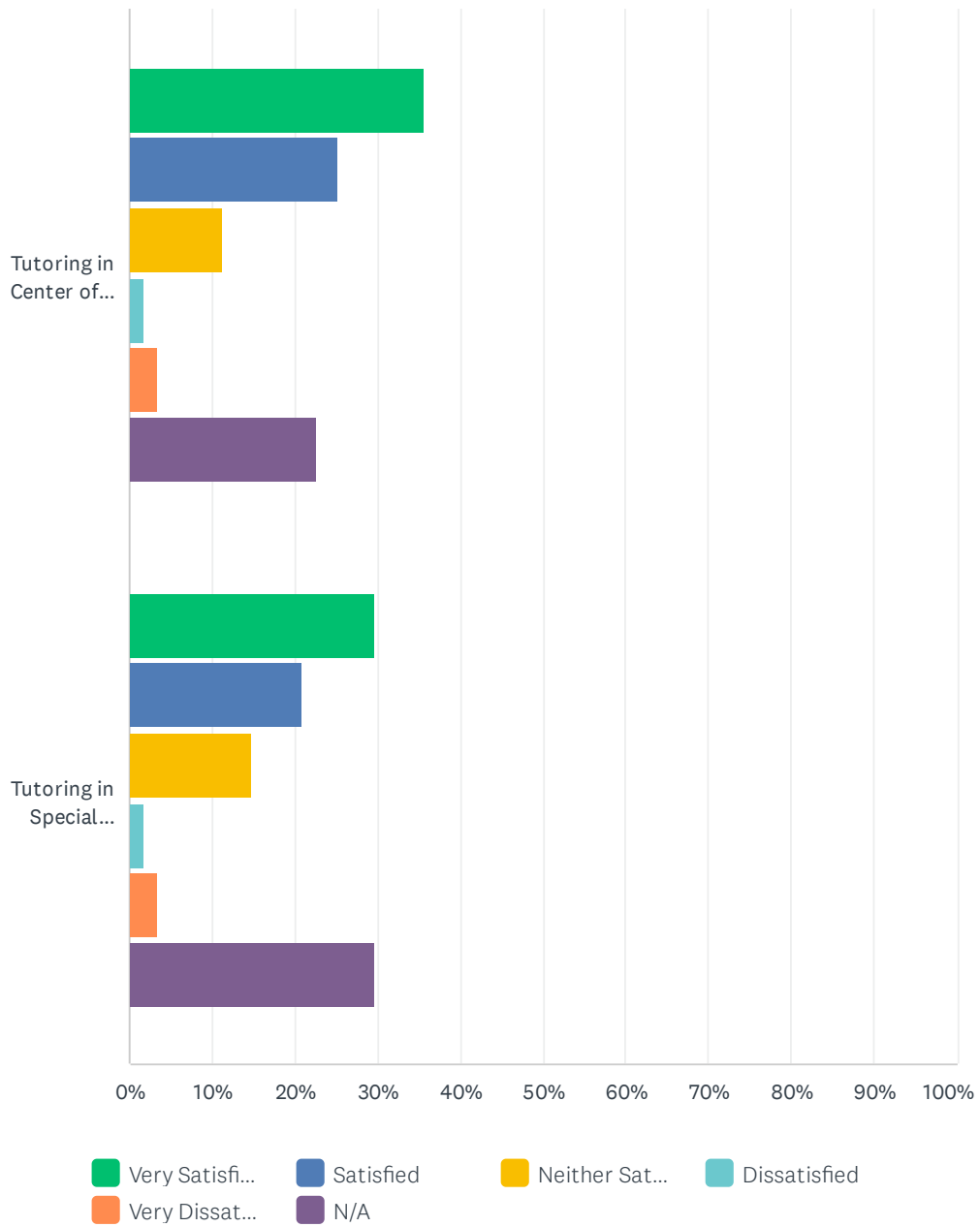
	VERY SATISFIED	SATISFIED	NEITHER SATISFIED NOR DISSATISFIED	DISSATISFIED	VERY DISSATISFIED	N/A	TOTAL	WEIGHTED AVERAGE
Campus Police	35.65% 41	35.65% 41	15.65% 18	0.87% 1	1.74% 2	10.43% 12	115	4.15
Counseling	35.65% 41	33.04% 38	13.91% 16	3.48% 4	0.87% 1	13.04% 15	115	4.14
Disability Support	27.83% 32	18.26% 21	16.52% 19	2.61% 3	0.87% 1	33.91% 39	115	4.05
Exercise Facilities (for general student use)	28.70% 33	23.48% 27	19.13% 22	2.61% 3	4.35% 5	21.74% 25	115	3.89
Student Activities	31.30% 36	30.43% 35	16.52% 19	3.48% 4	4.35% 5	13.91% 16	115	3.94

# Q27 How satisfied are you with the staff and services of these academic resources?

Answered: 115 Skipped: 28



# MDCC | Student Opinion Survey

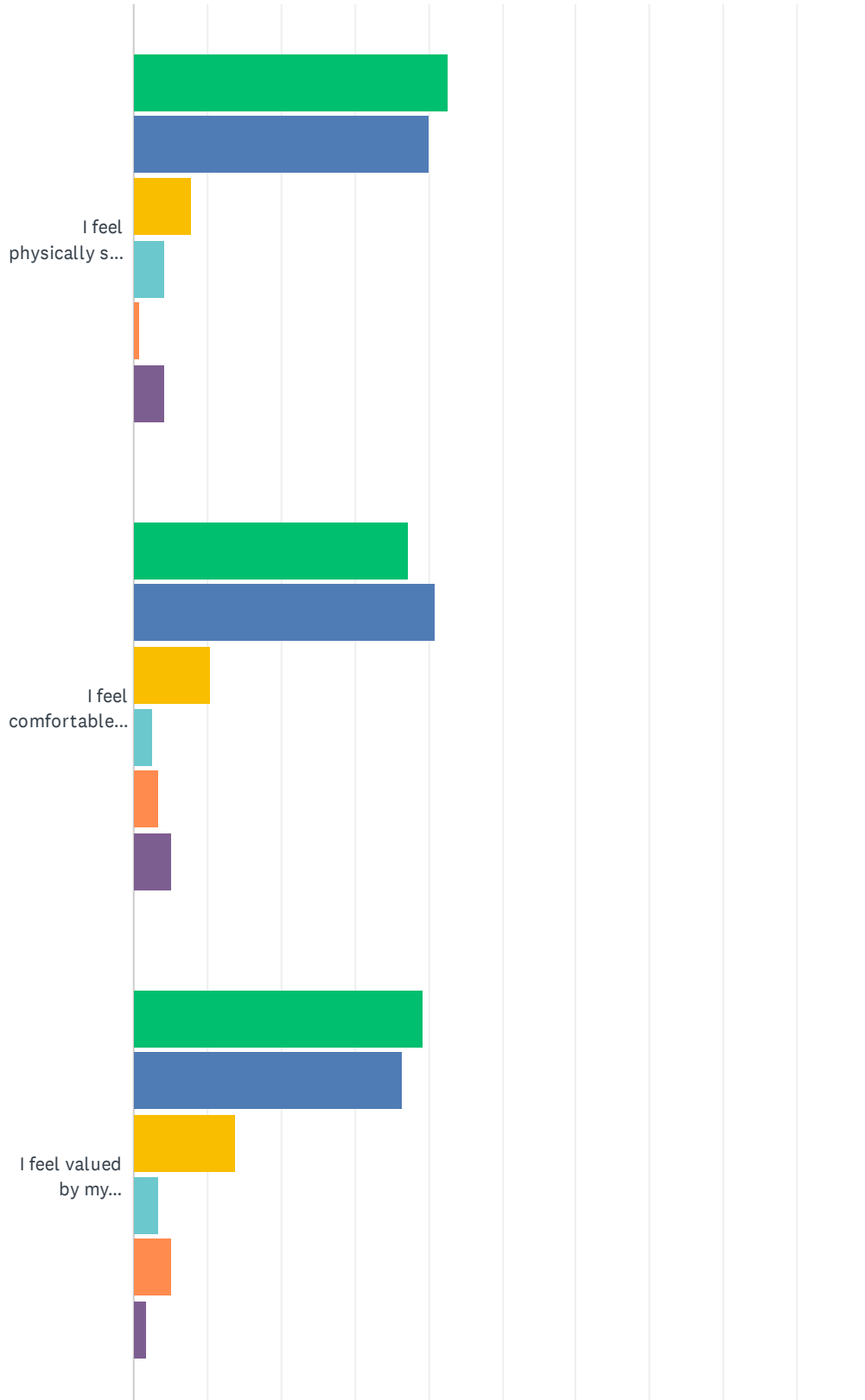


MDCC | Student Opinion Survey

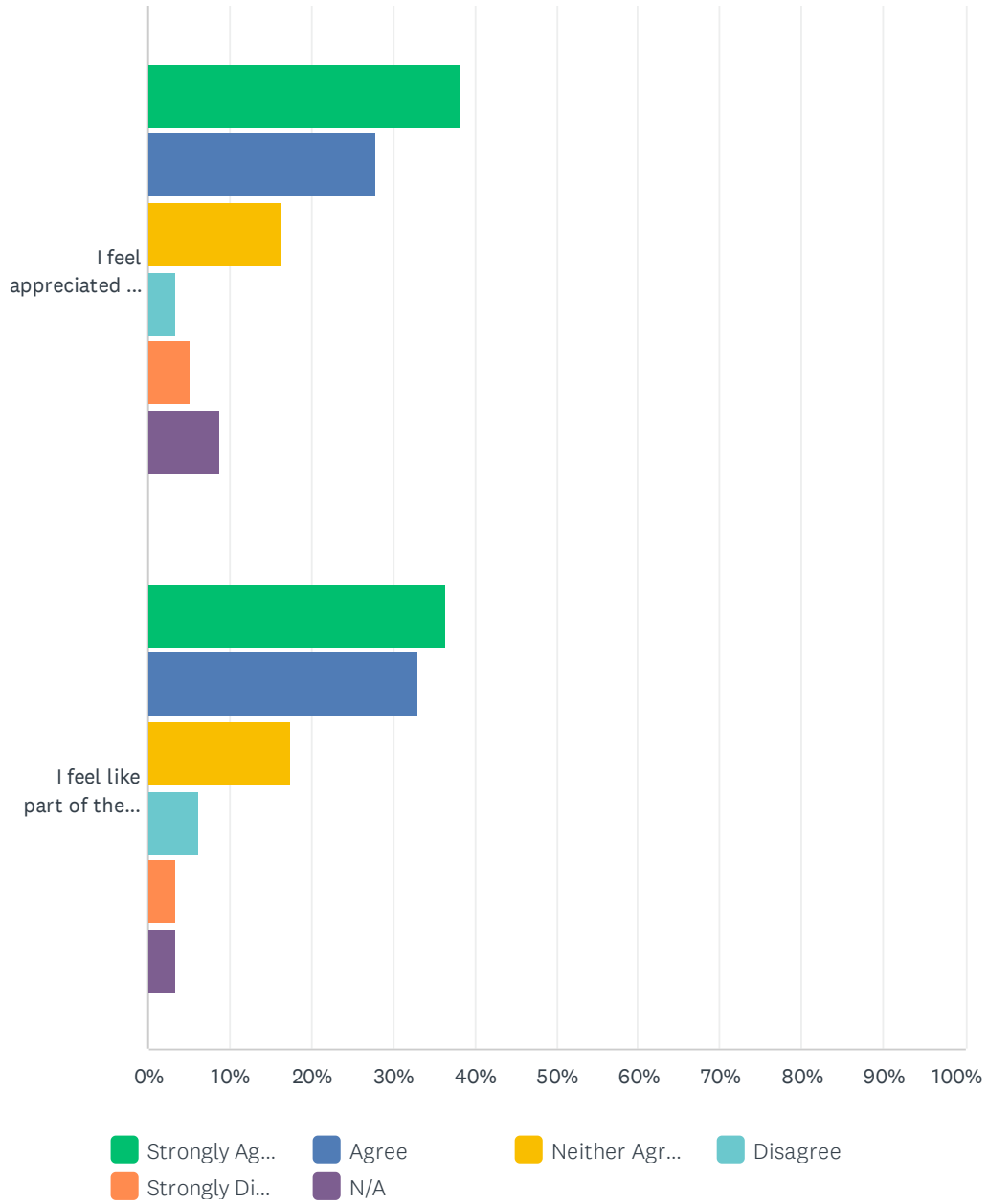
	VERY SATISFIED	SATISFIED	NEITHER SATISFIED NOR DISSATISFIED	DISSATISFIED	VERY DISSATISFIED	N/A	TOTAL	WEIGHTED AVERAGE
Advising	43.48% 50	32.17% 37	10.43% 12	3.48% 4	2.61% 3	7.83% 9	115	4.20
E-Learning / Distance Education	32.17% 37	36.52% 42	9.57% 11	6.09% 7	3.48% 4	12.17% 14	115	4.00
Library Services	43.48% 50	33.91% 39	6.09% 7	0.87% 1	5.22% 6	10.43% 12	115	4.22
Tutoring in Center of Learning at Library	35.65% 41	25.22% 29	11.30% 13	1.74% 2	3.48% 4	22.61% 26	115	4.13
Tutoring in Special Populations Lab at CTE	29.57% 34	20.87% 24	14.78% 17	1.74% 2	3.48% 4	29.57% 34	115	4.01

# Q28 To what level do you agree with these statements about MDCC overall?

Answered: 115 Skipped: 28



# MDCC | Student Opinion Survey

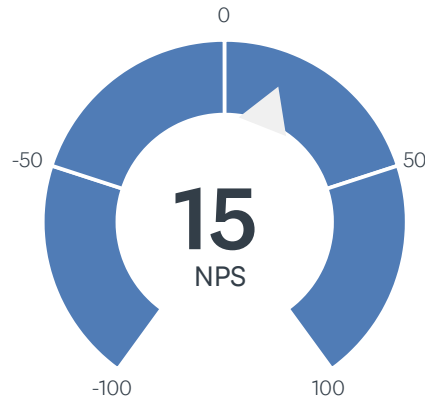


MDCC | Student Opinion Survey

	<b>STRONGLY AGREE</b>	<b>AGREE</b>	<b>NEITHER AGREE NOR DISAGREE</b>	<b>DISAGREE</b>	<b>STRONGLY DISAGREE</b>	<b>N/A</b>	<b>TOTAL</b>	<b>WEIGHTED AVERAGE</b>
I feel physically safe and secure at MDCC.	42.61% 49	40.00% 46	7.83% 9	4.35% 5	0.87% 1	4.35% 5	115	4.25
I feel comfortable being myself here.	37.39% 43	40.87% 47	10.43% 12	2.61% 3	3.48% 4	5.22% 6	115	4.12
I feel valued by my instructors.	39.13% 45	36.52% 42	13.91% 16	3.48% 4	5.22% 6	1.74% 2	115	4.03
I feel appreciated by other employees.	38.26% 44	27.83% 32	16.52% 19	3.48% 4	5.22% 6	8.70% 10	115	3.99
I feel like part of the student community at MDCC.	36.52% 42	33.04% 38	17.39% 20	6.09% 7	3.48% 4	3.48% 4	115	3.96

## Q29 How likely is it that you would recommend MDCC to a friend or colleague?

Answered: 115 Skipped: 28



DETRACTORS (0-6)	PASSIVES (7-8)	PROMOTERS (9-10)	NET PROMOTER® SCORE
28% 32	30% 34	43% 49	15



## Q30 Anything else you'd like us to know?

Answered: 22 Skipped: 121