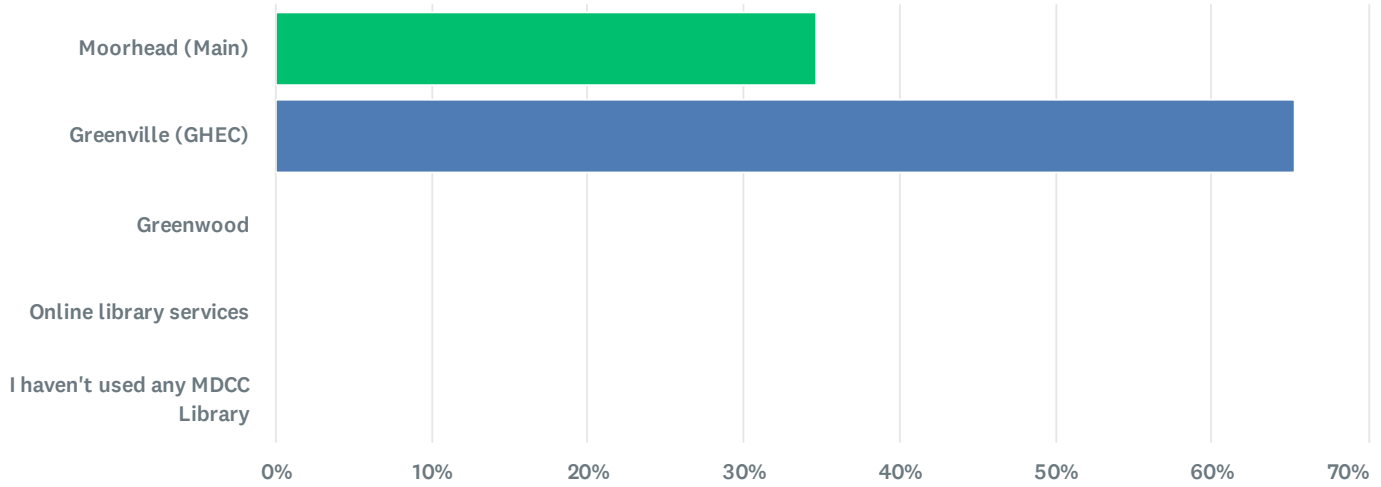


Q1 147 responses

Select the library location you are evaluating:

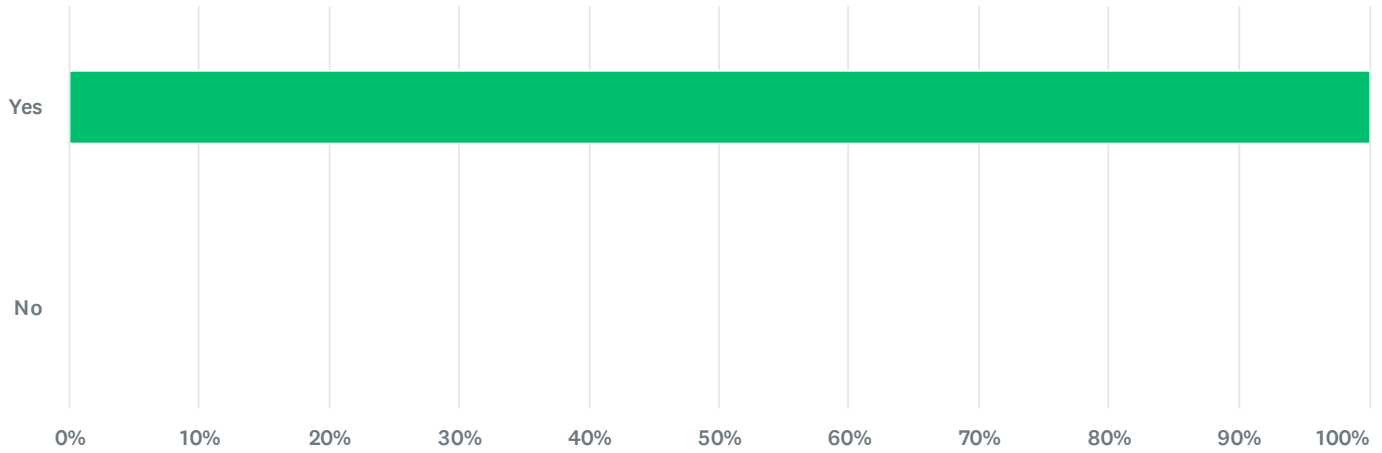


Answer Choices	Percentage	Responses
<span style="color: green;">●</span> Moorhead (Main)	34.69%	51
<span style="color: blue;">●</span> Greenville (GHEC)	65.31%	96
<span style="color: yellow;">●</span> Greenwood	0%	0
<span style="color: teal;">●</span> Online library services	0%	0
<span style="color: orange;">●</span> I haven't used any MDCC Library	0%	0
<b>Total</b>		<b>147</b>

Basic statistics				
Minimum	Maximum	Median	Mean	Standard Deviation
1.00	2.00	2.00	1.65	0.48

**Q2** 147 responses

**Are the hours of this library location convenient for your use?**

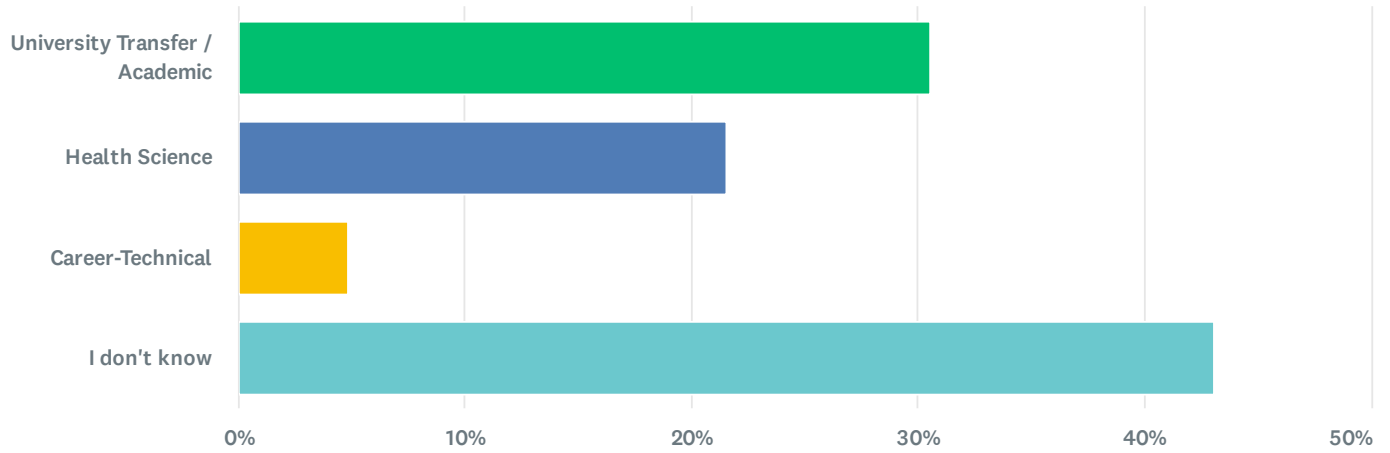


Answer Choices	Percentage	Responses
<span style="color: green;">●</span> Yes	100.00%	147
<span style="color: blue;">●</span> No	0%	0
<b>Total</b>		<b>147</b>

Basic statistics				
Minimum	Maximum	Median	Mean	Standard Deviation
1.00	1.00	1.00	1.00	0.00

Q3 144 responses

## Which division of the college contains your major?

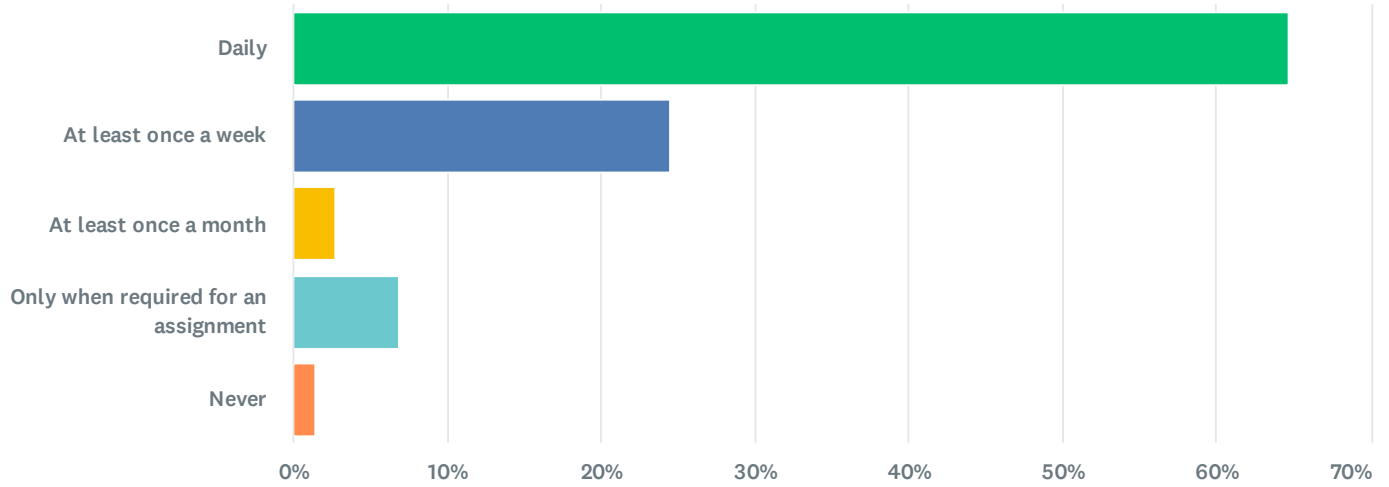


Answer Choices	Percentage	Responses
<span style="color: green;">●</span> University Transfer / Academic	30.56%	44
<span style="color: blue;">●</span> Health Science	21.53%	31
<span style="color: yellow;">●</span> Career-Technical	4.86%	7
<span style="color: teal;">●</span> I don't know	43.06%	62
<b>Total</b>		<b>144</b>

Basic statistics				
Minimum	Maximum	Median	Mean	Standard Deviation
1.00	4.00	2.00	2.60	1.31

Q4 147 responses

### How often do you use/visit this library campus?

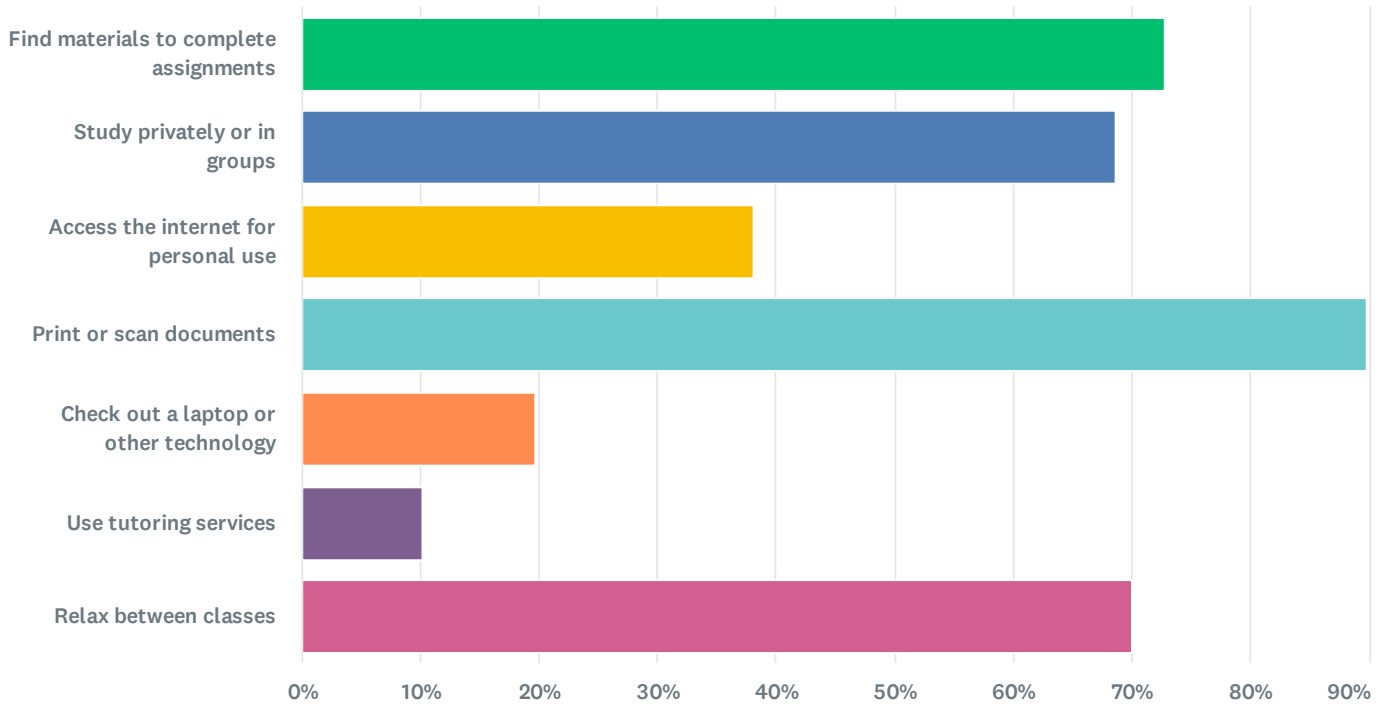


Answer Choices	Percentage	Responses
<span style="color: green;">●</span> Daily	64.63%	95
<span style="color: blue;">●</span> At least once a week	24.49%	36
<span style="color: yellow;">●</span> At least once a month	2.72%	4
<span style="color: teal;">●</span> Only when required for an assignment	6.80%	10
<span style="color: orange;">●</span> Never	1.36%	2
<b>Total</b>		<b>147</b>

Basic statistics				
Minimum	Maximum	Median	Mean	Standard Deviation
1.00	5.00	1.00	1.56	0.93

Q5 147 responses

In what ways do you use this library location? Select all that apply.



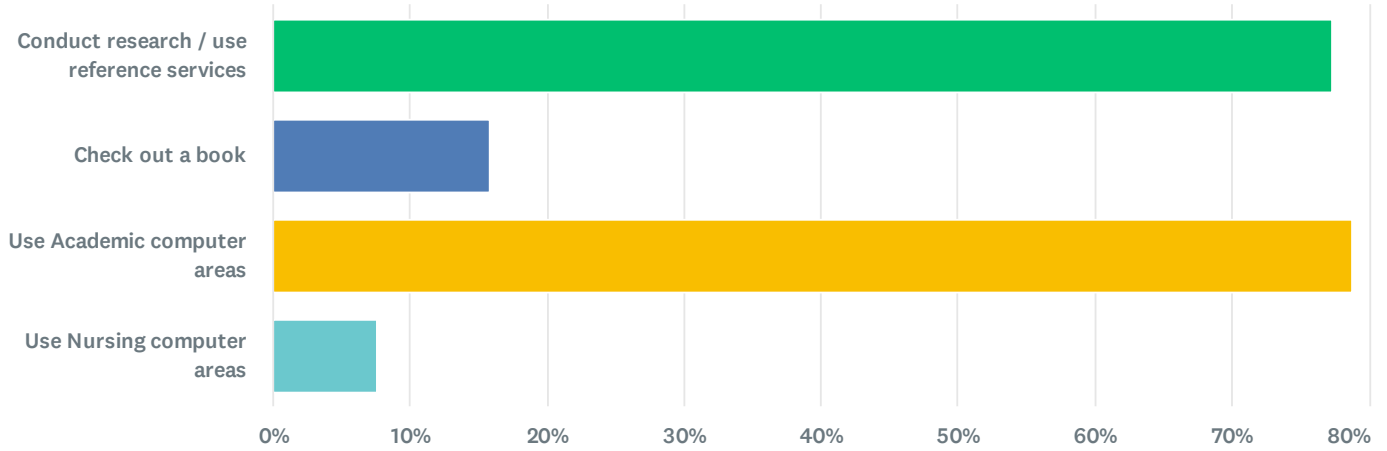
Answer Choices	Percentage	Responses
● Find materials to complete assignments	72.79%	107
● Study privately or in groups	68.71%	101
● Access the internet for personal use	38.10%	56
● Print or scan documents	89.80%	132
● Check out a laptop or other technology	19.73%	29
● Use tutoring services	10.20%	15
● Relax between classes	70.07%	103
<b>Total</b>		<b>543</b>

Basic statistics				
Minimum	Maximum	Median	Mean	Standard Deviation
1.00	7.00	4.00	3.61	2.08



Q6 146 responses

Check the services you have used at this library location. Select all that apply.

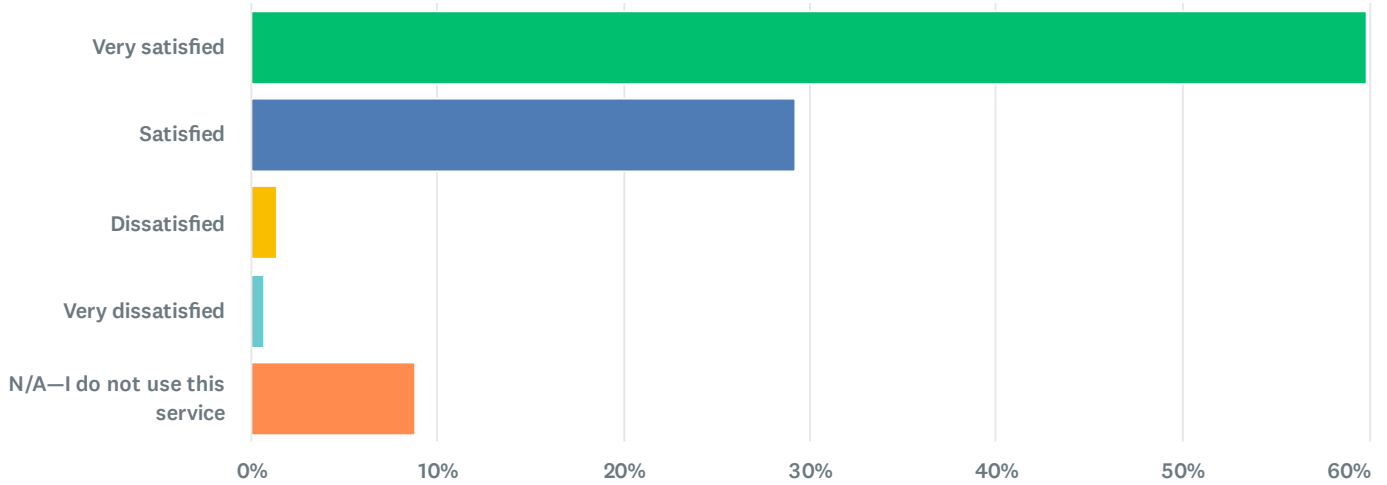


Answer Choices	Percentage	Responses
● Conduct research / use reference services	77.40%	113
● Check out a book	15.75%	23
● Use Academic computer areas	78.77%	115
● Use Nursing computer areas	7.53%	11
<b>Total</b>		<b>262</b>

Basic statistics				
Minimum	Maximum	Median	Mean	Standard Deviation
1.00	4.00	2.00	2.09	1.01

Q7 147 responses

### How satisfied are you with the PRINT MATERIALS (books, periodicals) for completing assignments?

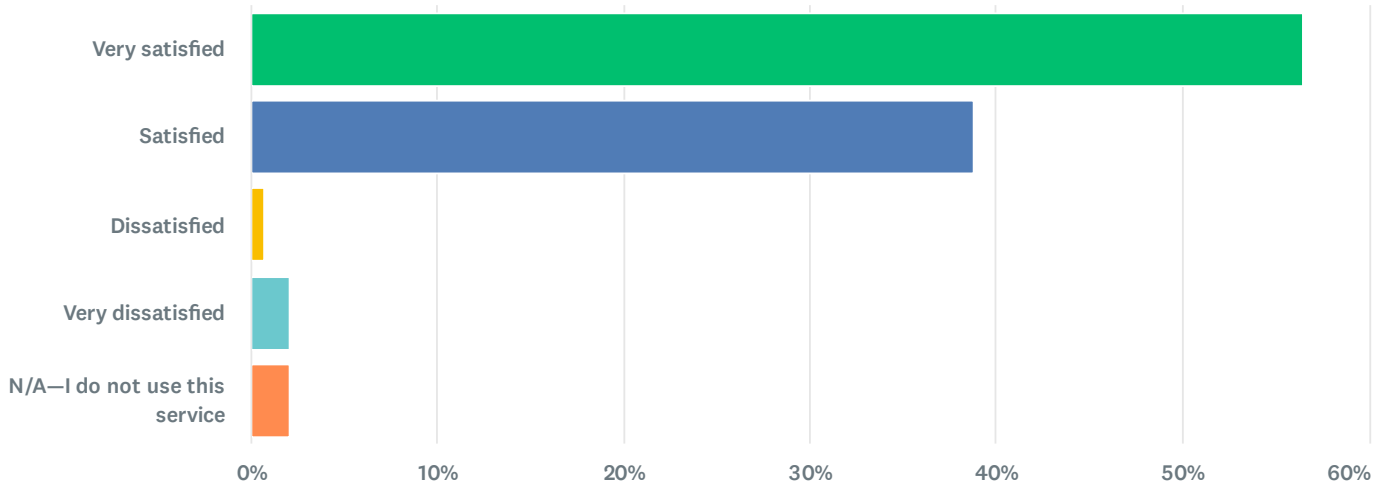


Answer Choices	Percentage	Responses
<span style="color: green;">●</span> Very satisfied	59.86%	88
<span style="color: blue;">●</span> Satisfied	29.25%	43
<span style="color: yellow;">●</span> Dissatisfied	1.36%	2
<span style="color: teal;">●</span> Very dissatisfied	0.68%	1
<span style="color: orange;">●</span> N/A—I do not use this service	8.84%	13
<b>Total</b>		<b>147</b>

Basic statistics				
Minimum	Maximum	Median	Mean	Standard Deviation
1.00	4.00	1.00	1.37	0.56

Q8 147 responses

**How satisfied are you with the ease of using MDCC's LIBRARY SYSTEM WEBSITE (navigation, browsing, surfing) for completing assignments?**

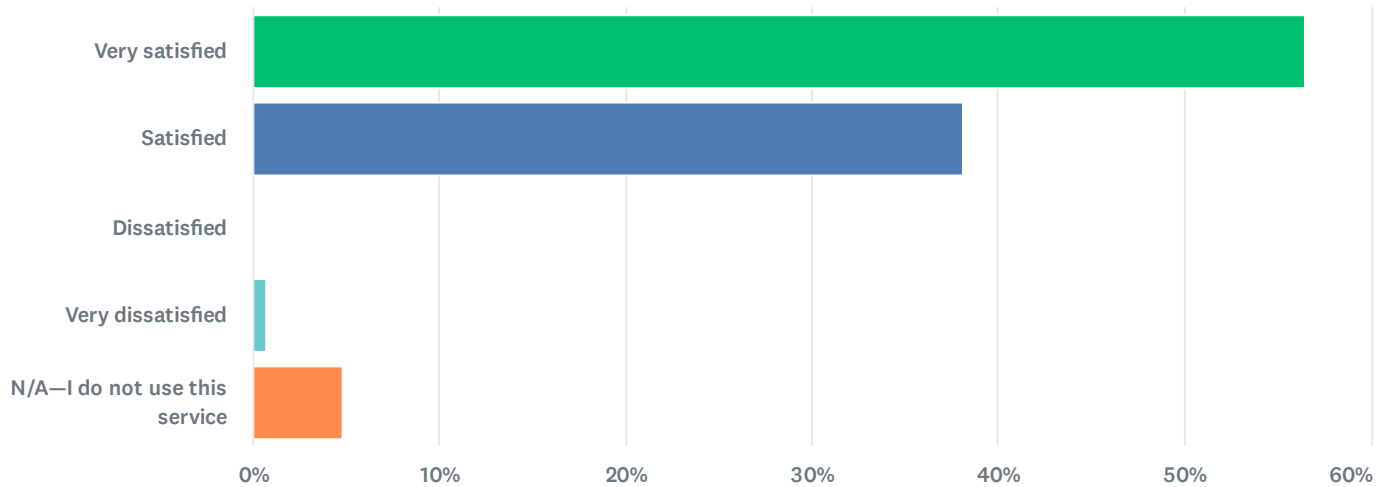


Answer Choices	Percentage	Responses
<span style="color: green;">●</span> Very satisfied	56.46%	83
<span style="color: blue;">●</span> Satisfied	38.78%	57
<span style="color: yellow;">●</span> Dissatisfied	0.68%	1
<span style="color: teal;">●</span> Very dissatisfied	2.04%	3
<span style="color: orange;">●</span> N/A—I do not use this service	2.04%	3
<b>Total</b>		<b>147</b>

Basic statistics				
Minimum	Maximum	Median	Mean	Standard Deviation
1.00	4.00	1.00	1.47	0.62

Q9 147 responses

### How satisfied are you with the ONLINE SERVICES (card catalog, databases, e-books) for completing assignments?

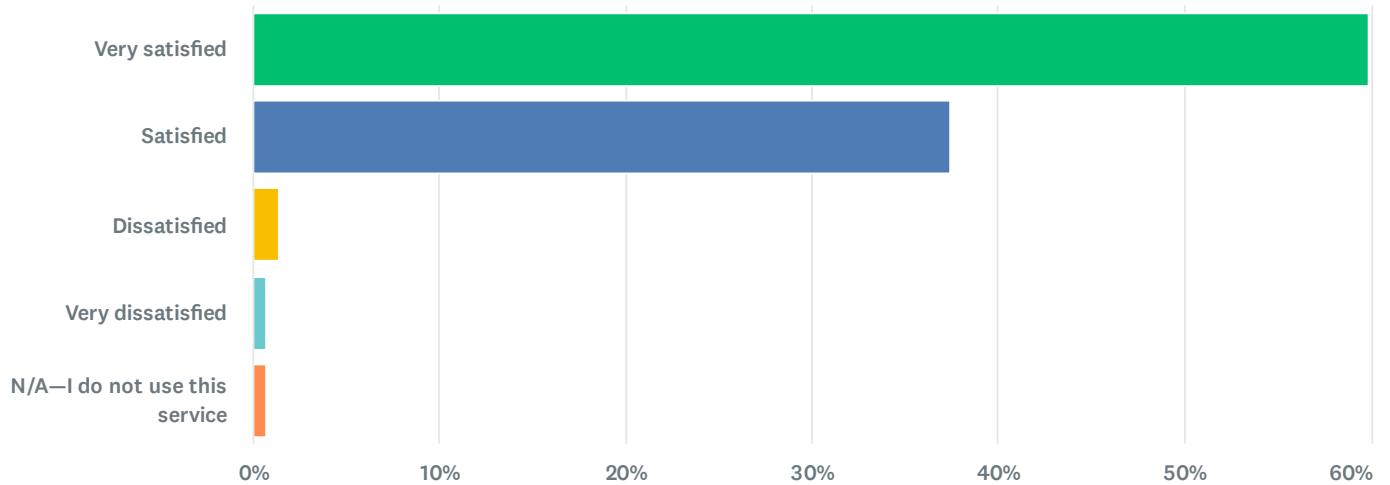


Answer Choices	Percentage	Responses
<span style="color: green;">●</span> Very satisfied	56.46%	83
<span style="color: blue;">●</span> Satisfied	38.10%	56
<span style="color: yellow;">●</span> Dissatisfied	0%	0
<span style="color: teal;">●</span> Very dissatisfied	0.68%	1
<span style="color: orange;">●</span> N/A—I do not use this service	4.76%	7
<b>Total</b>		<b>147</b>

Basic statistics				
Minimum	Maximum	Median	Mean	Standard Deviation
1.00	4.00	1.00	1.42	0.54

Q10 147 responses

### How satisfied are you with the COMPUTERS & SOFTWARE (desktops, laptops, Microsoft Office, etc.) for completing assignments?

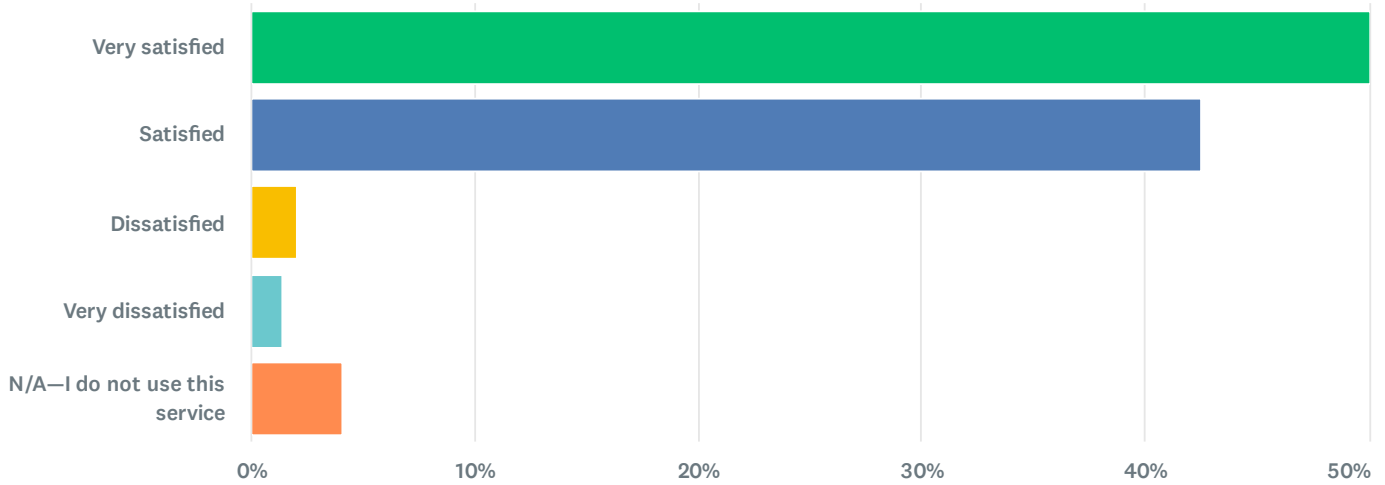


Answer Choices	Percentage	Responses
<span style="color: green;">●</span> Very satisfied	59.86%	88
<span style="color: blue;">●</span> Satisfied	37.41%	55
<span style="color: yellow;">●</span> Dissatisfied	1.36%	2
<span style="color: teal;">●</span> Very dissatisfied	0.68%	1
<span style="color: orange;">●</span> N/A—I do not use this service	0.68%	1
<b>Total</b>		<b>147</b>

Basic statistics				
Minimum	Maximum	Median	Mean	Standard Deviation
1.00	4.00	1.00	1.42	0.56

Q11 146 responses

**How satisfied are you with the PHYSICAL FACILITY & EQUIPMENT (building, furnishings, spaces/rooms, copiers, etc.) for completing assignments?**

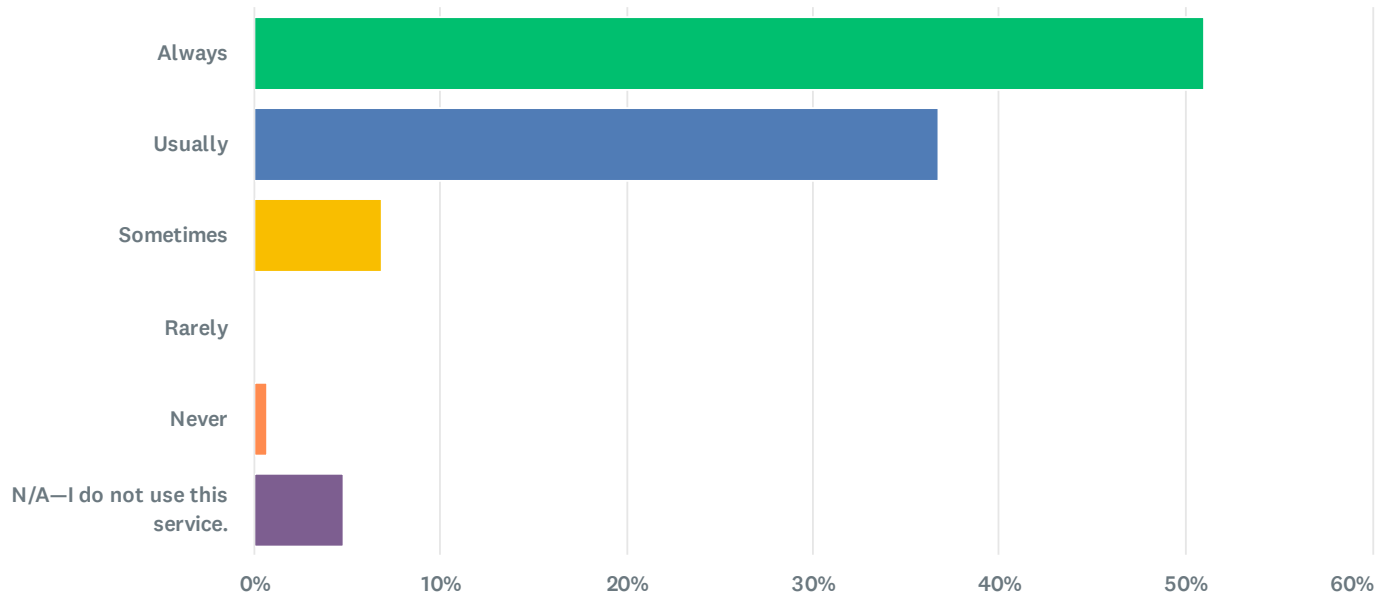


Answer Choices	Percentage	Responses
<span style="color: green;">●</span> Very satisfied	50.00%	73
<span style="color: blue;">●</span> Satisfied	42.47%	62
<span style="color: orange;">●</span> Dissatisfied	2.05%	3
<span style="color: teal;">●</span> Very dissatisfied	1.37%	2
<span style="color: red;">●</span> N/A—I do not use this service	4.11%	6
<b>Total</b>		<b>146</b>

Basic statistics				
Minimum	Maximum	Median	Mean	Standard Deviation
1.00	4.00	1.00	1.53	0.61

Q12 147 responses

When doing research by using the electronic card catalog, databases or related sources, how often are you able to fulfill your research needs?

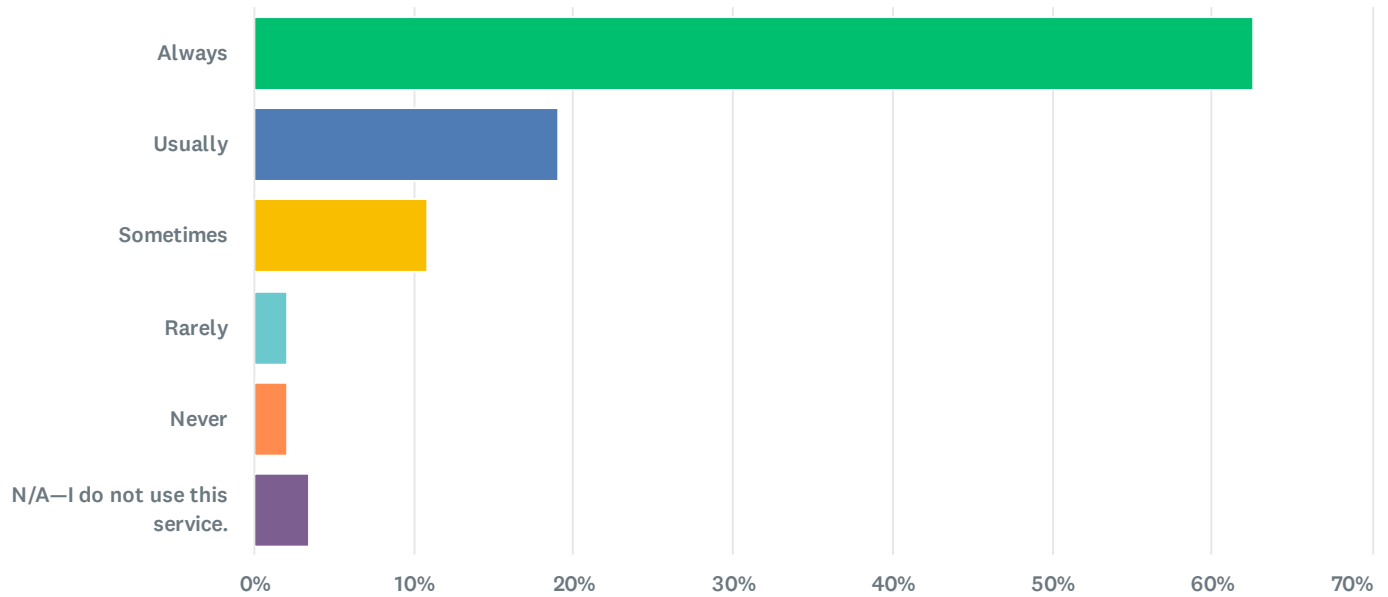


Answer Choices	Percentage	Responses
<span style="color: green;">●</span> Always	51.02%	75
<span style="color: blue;">●</span> Usually	36.73%	54
<span style="color: yellow;">●</span> Sometimes	6.80%	10
<span style="color: lightblue;">●</span> Rarely	0%	0
<span style="color: orange;">●</span> Never	0.68%	1
<span style="color: purple;">●</span> N/A—I do not use this service.	4.76%	7
<b>Total</b>		<b>147</b>

Basic statistics				
Minimum	Maximum	Median	Mean	Standard Deviation
1.00	5.00	1.00	1.56	0.69

Q13 147 responses

When communicating with library staff (whether in person, on the phone, or by email), how often do you receive helpful and polite responses?

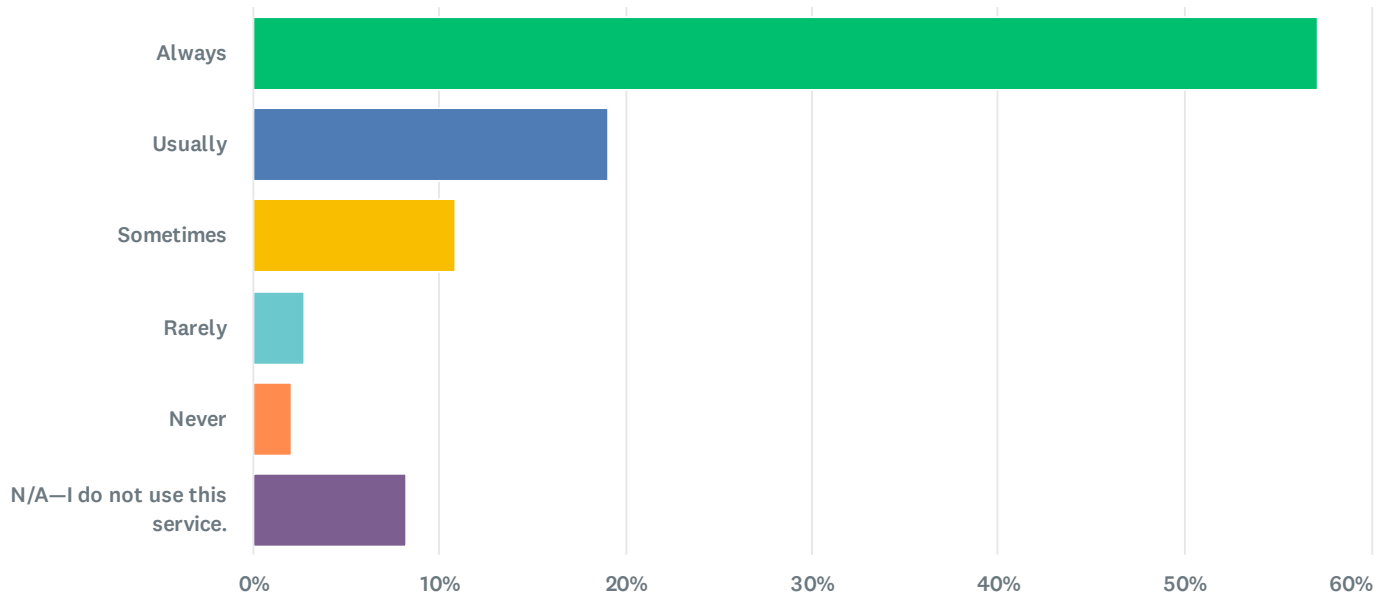


Answer Choices	Percentage	Responses
<span style="color: green;">●</span> Always	62.59%	92
<span style="color: blue;">●</span> Usually	19.05%	28
<span style="color: yellow;">●</span> Sometimes	10.88%	16
<span style="color: cyan;">●</span> Rarely	2.04%	3
<span style="color: orange;">●</span> Never	2.04%	3
<span style="color: purple;">●</span> N/A—I do not use this service.	3.40%	5
<b>Total</b>		<b>147</b>

Basic statistics				
Minimum	Maximum	Median	Mean	Standard Deviation
1.00	5.00	1.00	1.57	0.92

Q14 147 responses

When you need assistance for assignments, how often do the library staff help you to find information you need?

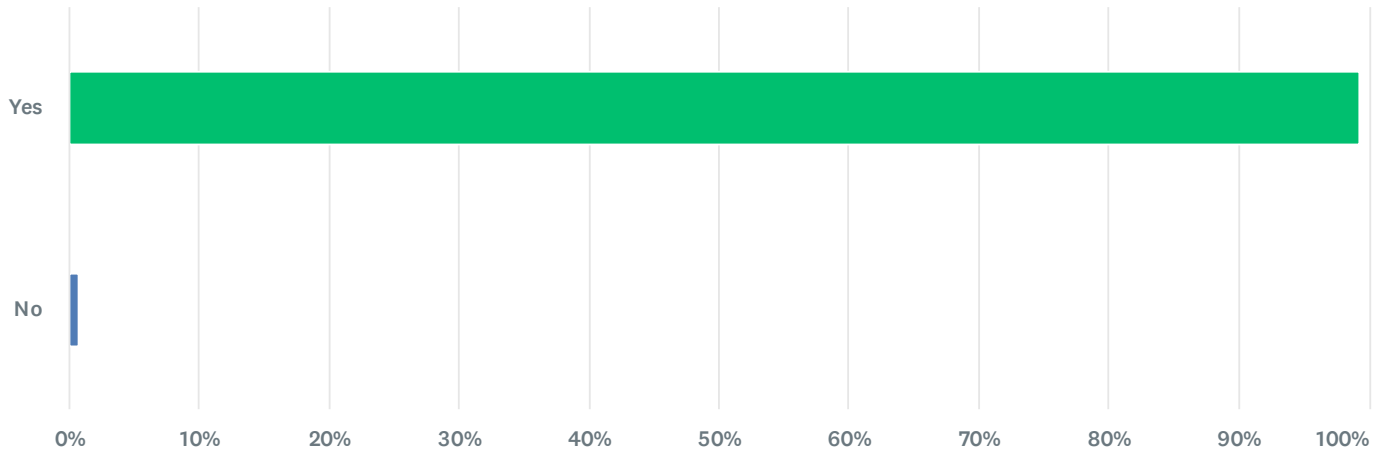


Answer Choices	Percentage	Responses
● Always	57.14%	84
● Usually	19.05%	28
● Sometimes	10.88%	16
● Rarely	2.72%	4
● Never	2.04%	3
● N/A—I do not use this service.	8.16%	12
<b>Total</b>		<b>147</b>

Basic statistics				
Minimum	Maximum	Median	Mean	Standard Deviation
1.00	5.00	1.00	1.62	0.96

**Q15** 146 responses

**This library location provides services that meets the classroom needs of MDCC students.**



Answer Choices	Percentage	Responses
<span style="color: green;">●</span> Yes	99.32%	145
<span style="color: blue;">●</span> No	0.68%	1
<b>Total</b>		<b>146</b>

Basic statistics				
Minimum	Maximum	Median	Mean	Standard Deviation
1.00	2.00	1.00	1.01	0.08