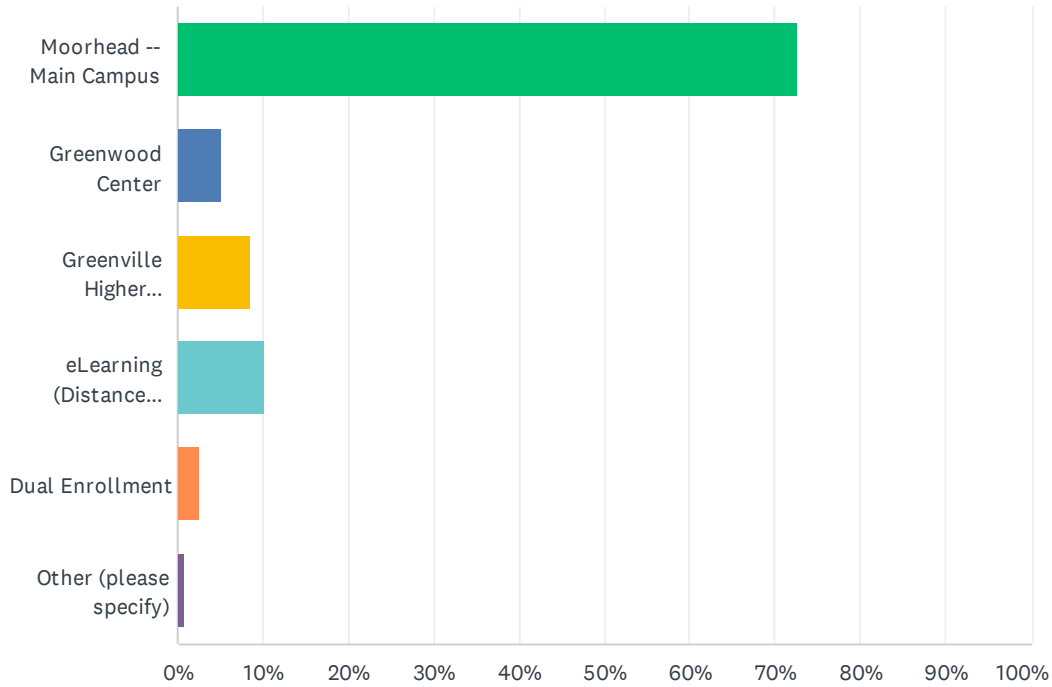


Q1 Where have you taken the majority of your courses since you have been enrolled at MDCC?

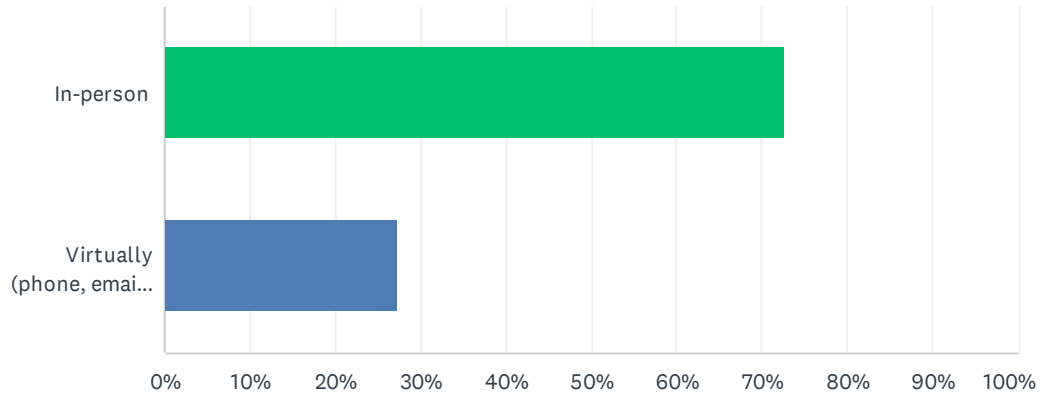
Answered: 117 Skipped: 0



ANSWER CHOICES	RESPONSES	
Moorhead -- Main Campus	72.65%	85
Greenwood Center	5.13%	6
Greenville Higher Education Center	8.55%	10
eLearning (Distance Education)	10.26%	12
Dual Enrollment	2.56%	3
Other (please specify)	0.85%	1
TOTAL		117

Q2 To make my schedules, I usually met with my advisor...

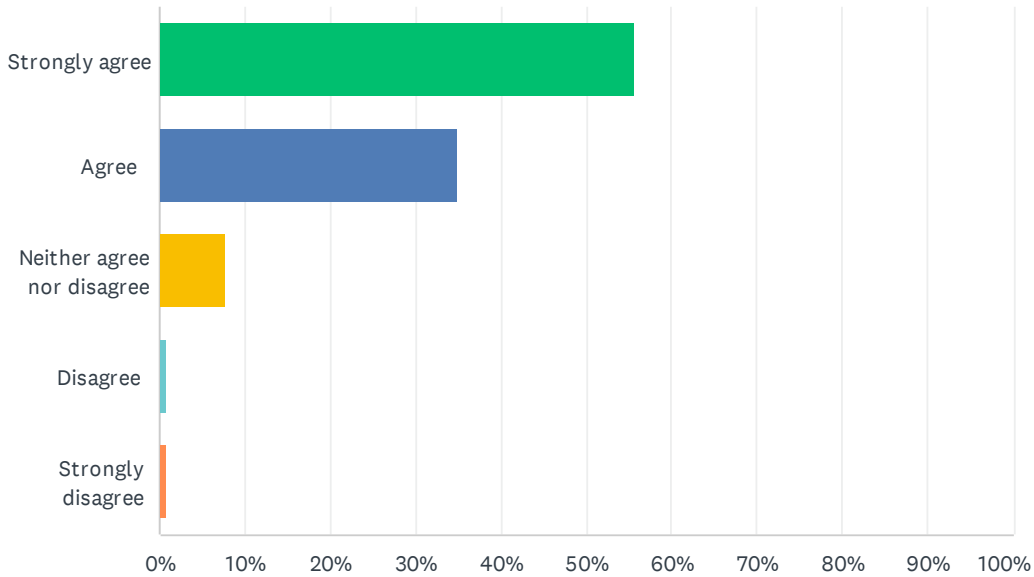
Answered: 117 Skipped: 0



ANSWER CHOICES	RESPONSES	
In-person	72.65%	85
Virtually (phone, email, message, video chat, etc)	27.35%	32
TOTAL		117

Q3 My advisor clearly explained the purpose of our advising relationship and each of our responsibilities.

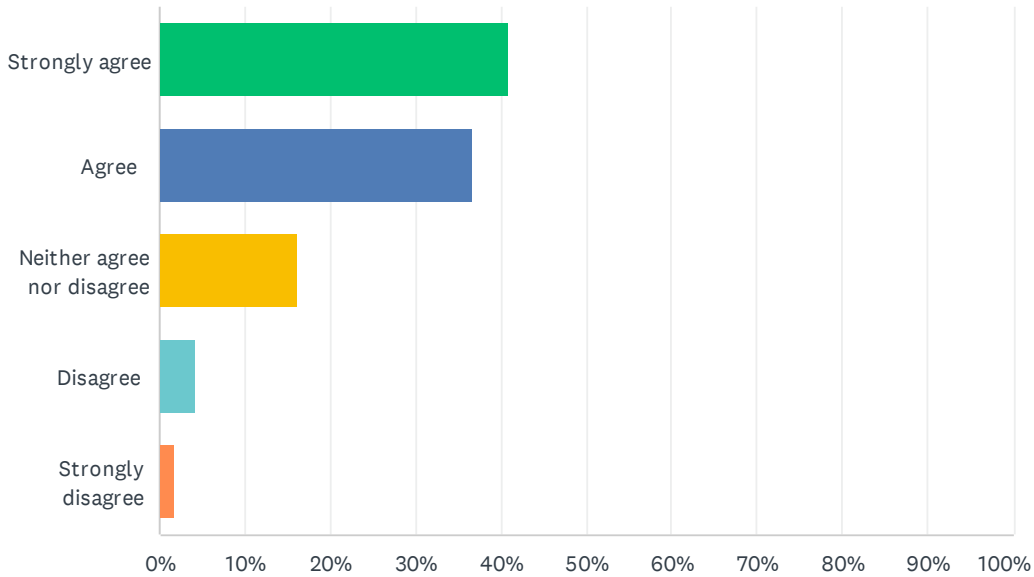
Answered: 117 Skipped: 0



ANSWER CHOICES	RESPONSES	
Strongly agree	55.56%	65
Agree	35.04%	41
Neither agree nor disagree	7.69%	9
Disagree	0.85%	1
Strongly disagree	0.85%	1
TOTAL		117

Q4 We had regular meetings to discuss registering for classes before each upcoming semester.

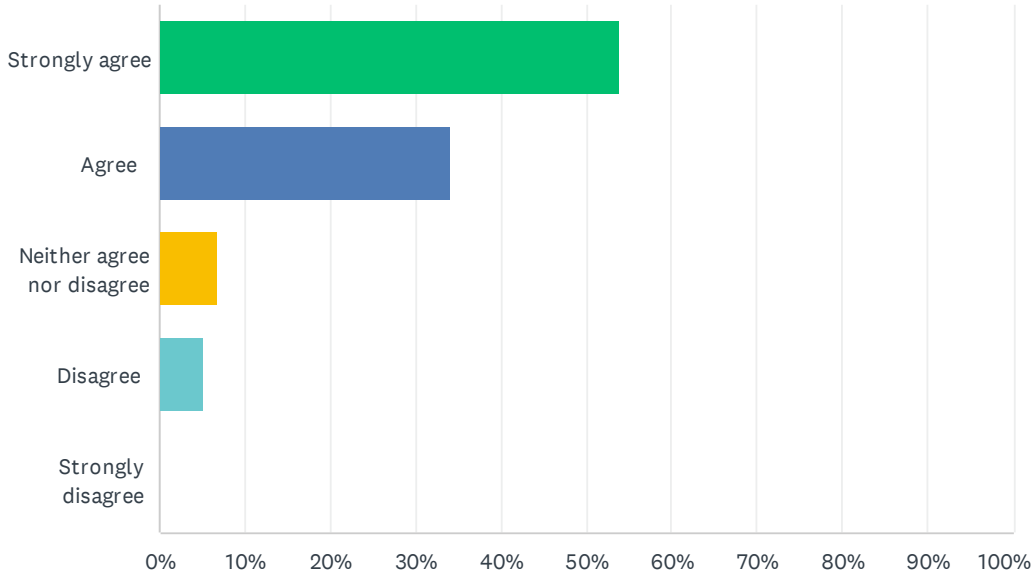
Answered: 117 Skipped: 0



ANSWER CHOICES	RESPONSES	
Strongly agree	41.03%	48
Agree	36.75%	43
Neither agree nor disagree	16.24%	19
Disagree	4.27%	5
Strongly disagree	1.71%	2
TOTAL		117

Q5 Advising helped me connect my classes to my major and my career goals.

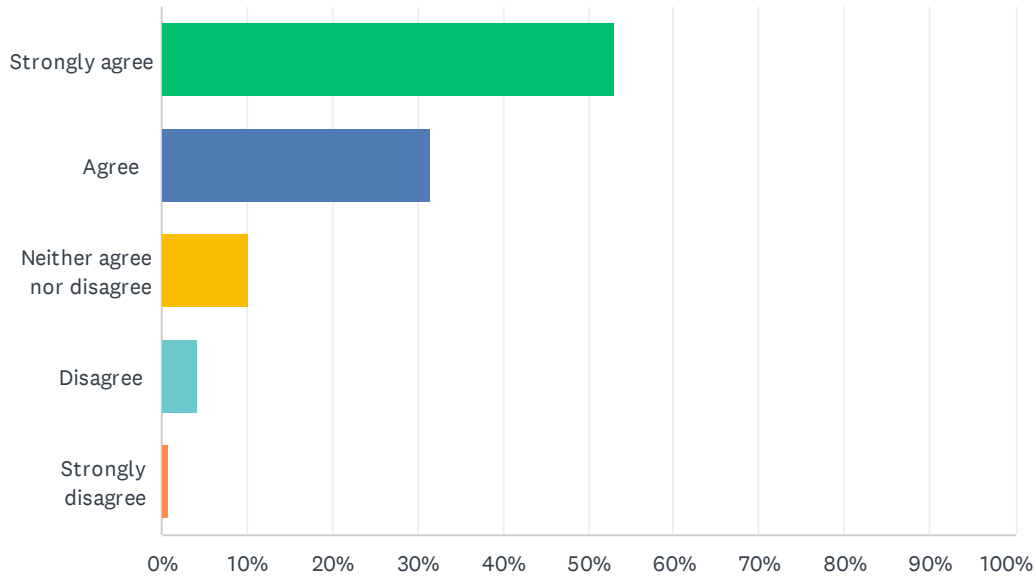
Answered: 117 Skipped: 0



ANSWER CHOICES	RESPONSES	
Strongly agree	53.85%	63
Agree	34.19%	40
Neither agree nor disagree	6.84%	8
Disagree	5.13%	6
Strongly disagree	0.00%	0
TOTAL		117

Q6 Reviewing my personalized degree map with my advisor helped me to stay on track toward graduation.

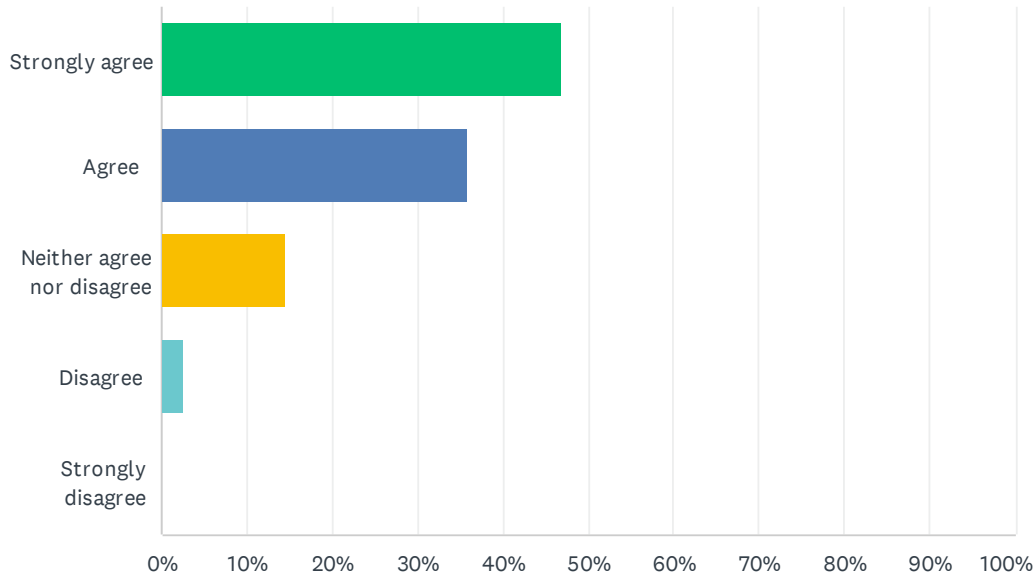
Answered: 117 Skipped: 0



ANSWER CHOICES	RESPONSES	
Strongly agree	52.99%	62
Agree	31.62%	37
Neither agree nor disagree	10.26%	12
Disagree	4.27%	5
Strongly disagree	0.85%	1
TOTAL		117

Q7 Advising made me aware of campus resources and how to access them to graduate on time.

Answered: 117 Skipped: 0



ANSWER CHOICES	RESPONSES	
Strongly agree	47.01%	55
Agree	35.90%	42
Neither agree nor disagree	14.53%	17
Disagree	2.56%	3
Strongly disagree	0.00%	0
TOTAL		117

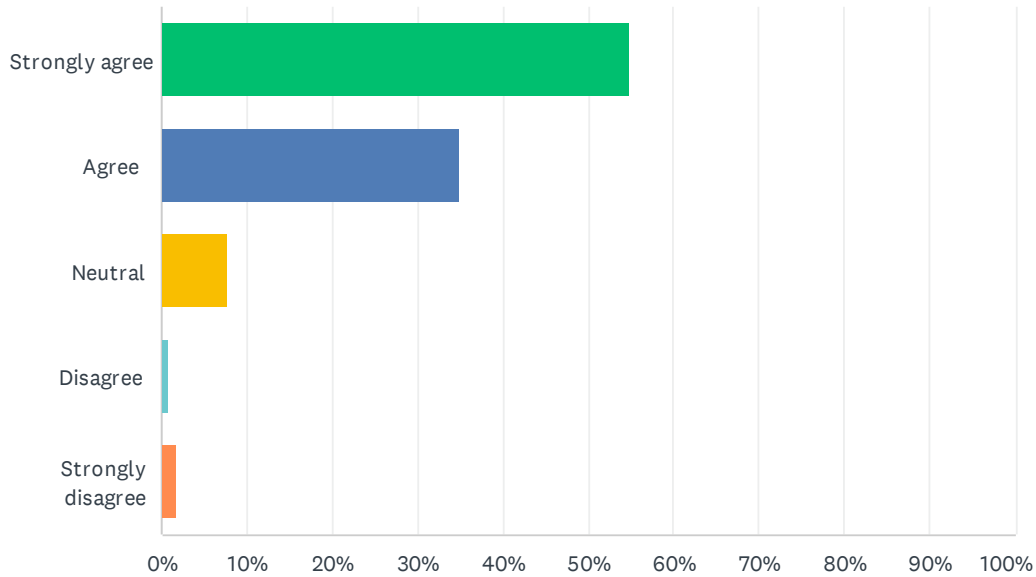
Q8 Is there anything else you would like us to know about your advising experiences at MDCC?

Answered: 60 Skipped: 57

These anonymous responses are on file in MDCC's Office of Institutional Effectiveness.

Q9 MDCC courses have improved my ability to analyze facts and draw conclusions.

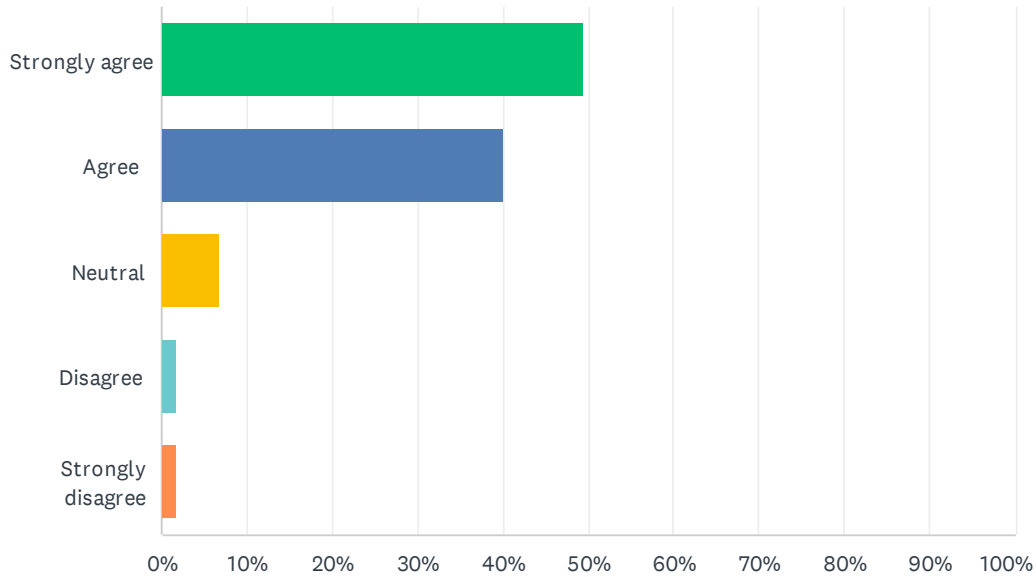
Answered: 117 Skipped: 0



ANSWER CHOICES	RESPONSES	
Strongly agree	54.70%	64
Agree	35.04%	41
Neutral	7.69%	9
Disagree	0.85%	1
Strongly disagree	1.71%	2
TOTAL		117

Q10 MDCC courses have improved my ability to interpret graphic information and problem-solve.

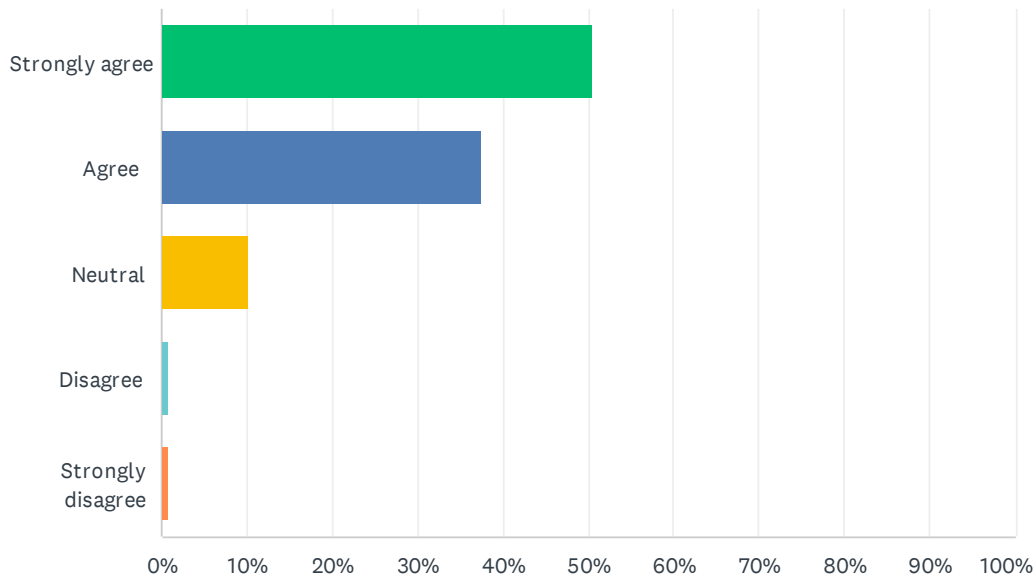
Answered: 117 Skipped: 0



ANSWER CHOICES	RESPONSES	
Strongly agree	49.57%	58
Agree	40.17%	47
Neutral	6.84%	8
Disagree	1.71%	2
Strongly disagree	1.71%	2
TOTAL		117

Q11 MDCC courses have improved my ability to read and use written text.

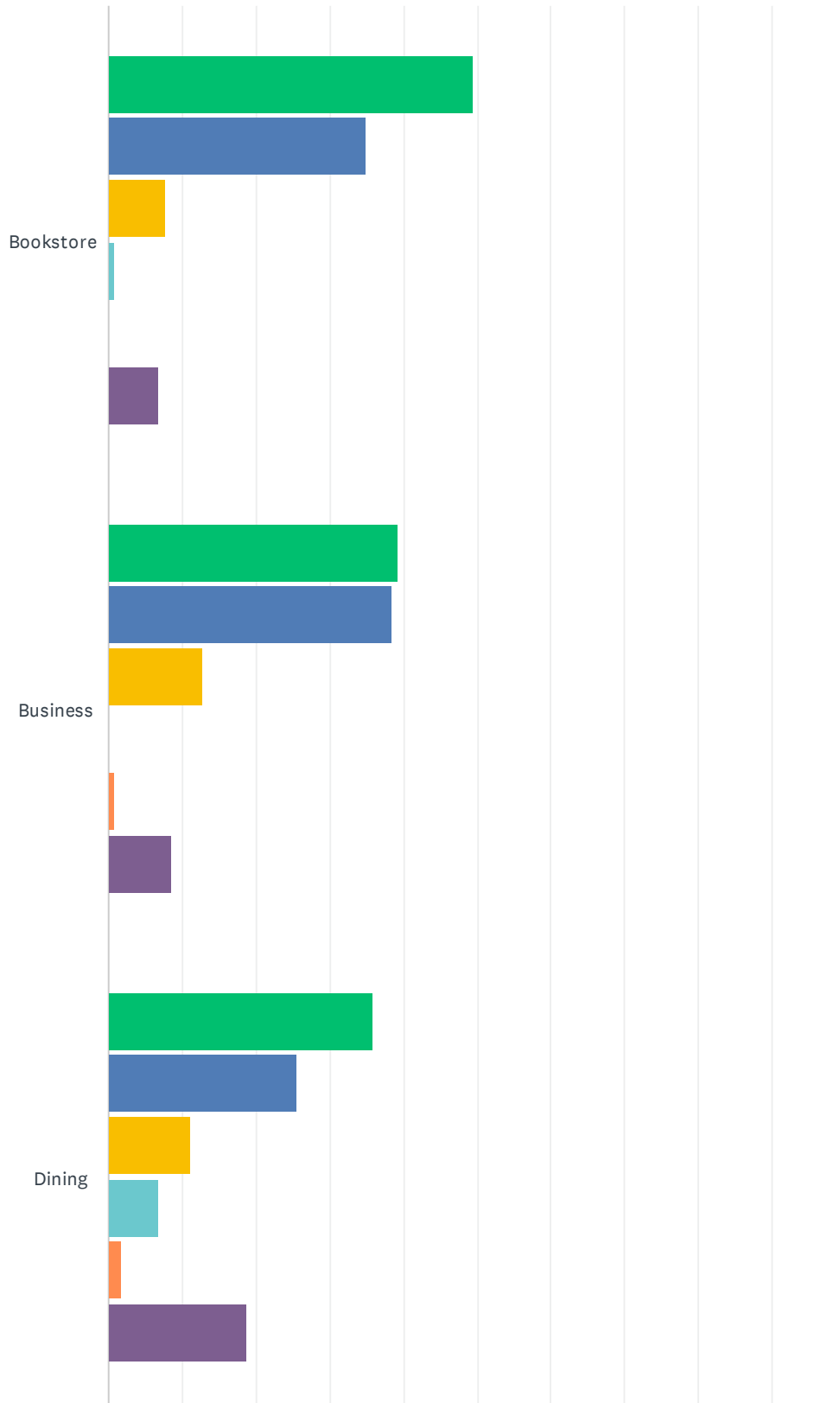
Answered: 117 Skipped: 0



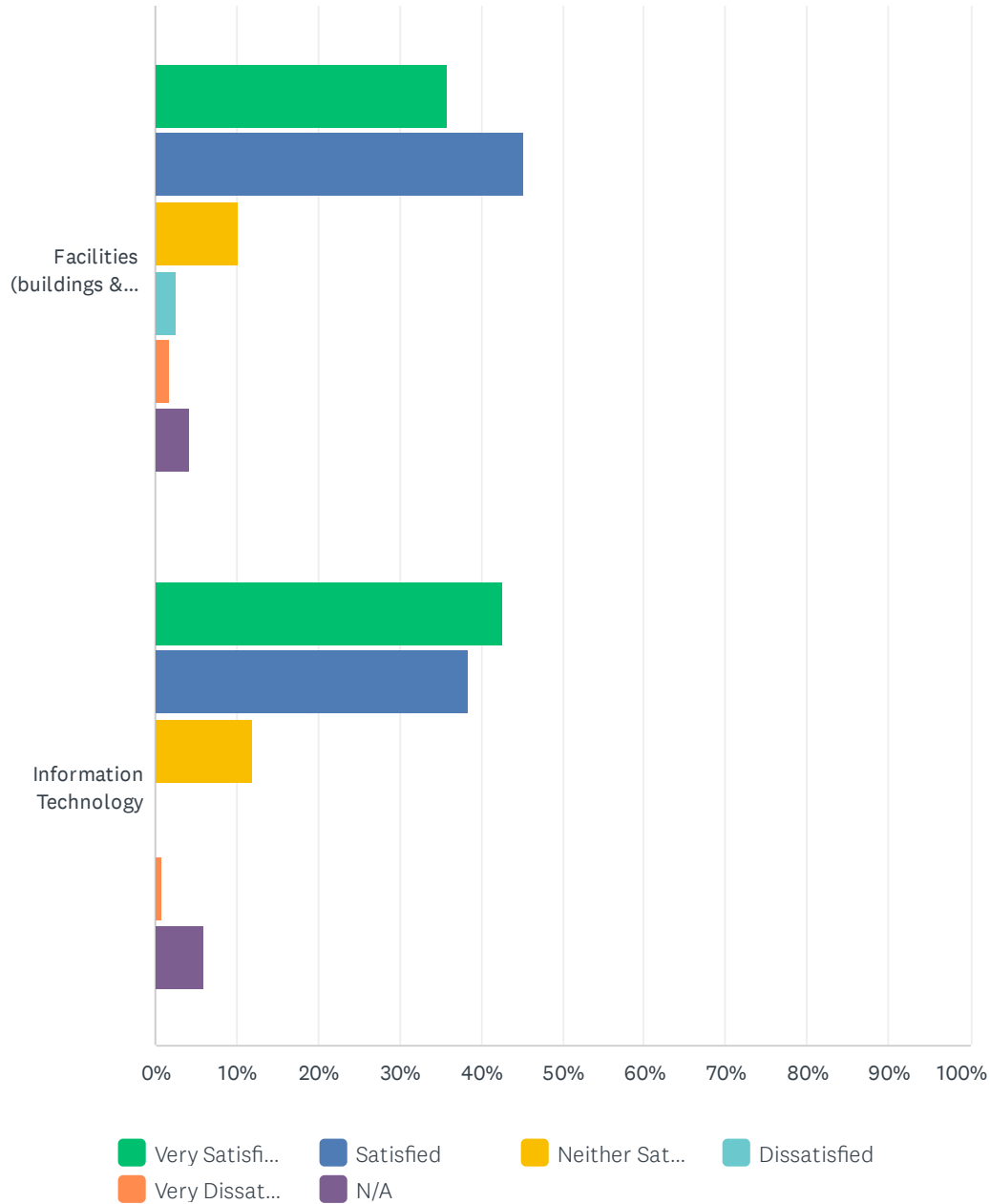
ANSWER CHOICES	RESPONSES	
Strongly agree	50.43%	59
Agree	37.61%	44
Neutral	10.26%	12
Disagree	0.85%	1
Strongly disagree	0.85%	1
TOTAL		117

Q12 How satisfied are you with people and processes in these general support service areas?

Answered: 117 Skipped: 0



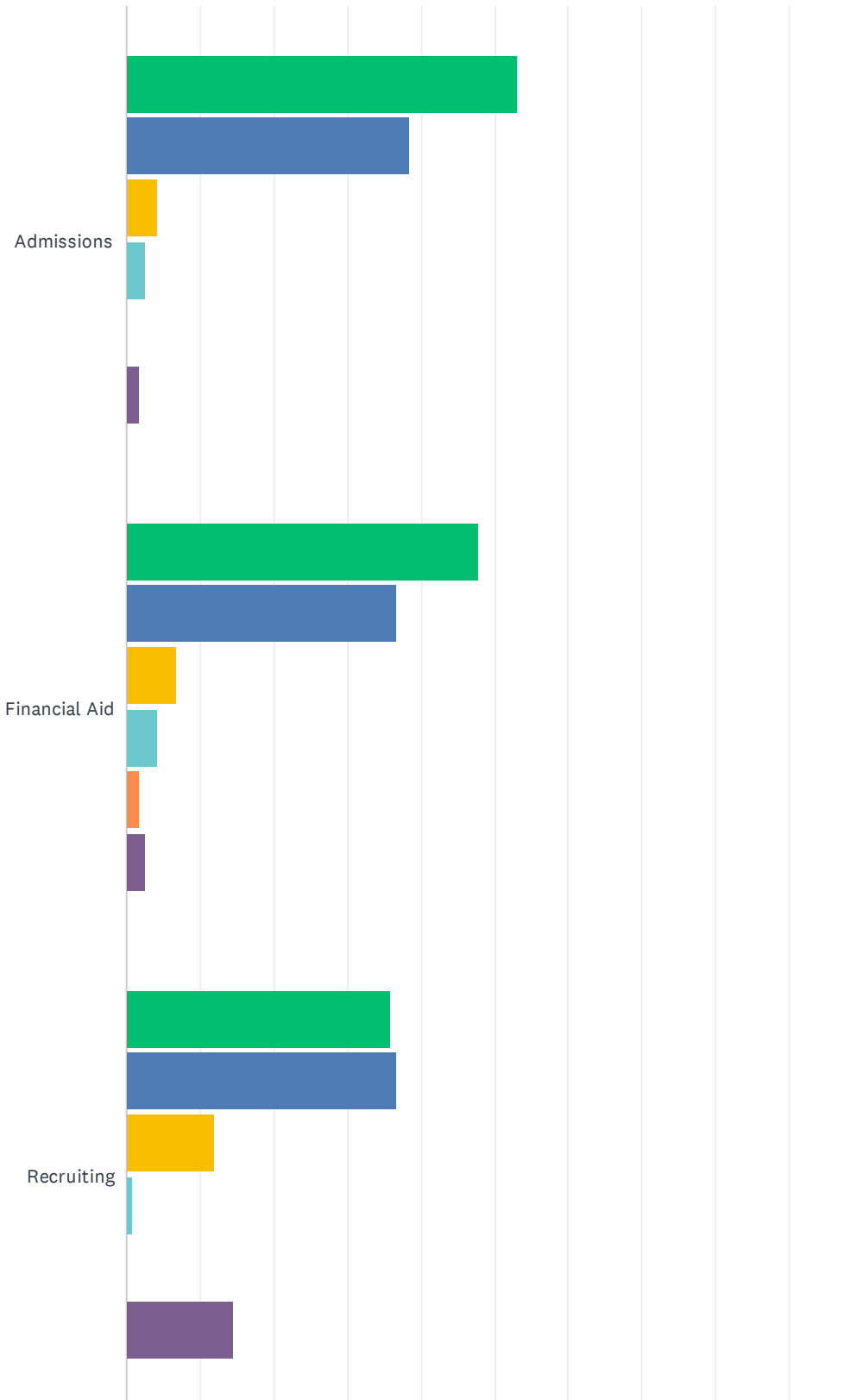
MDCC | Student Exit Survey



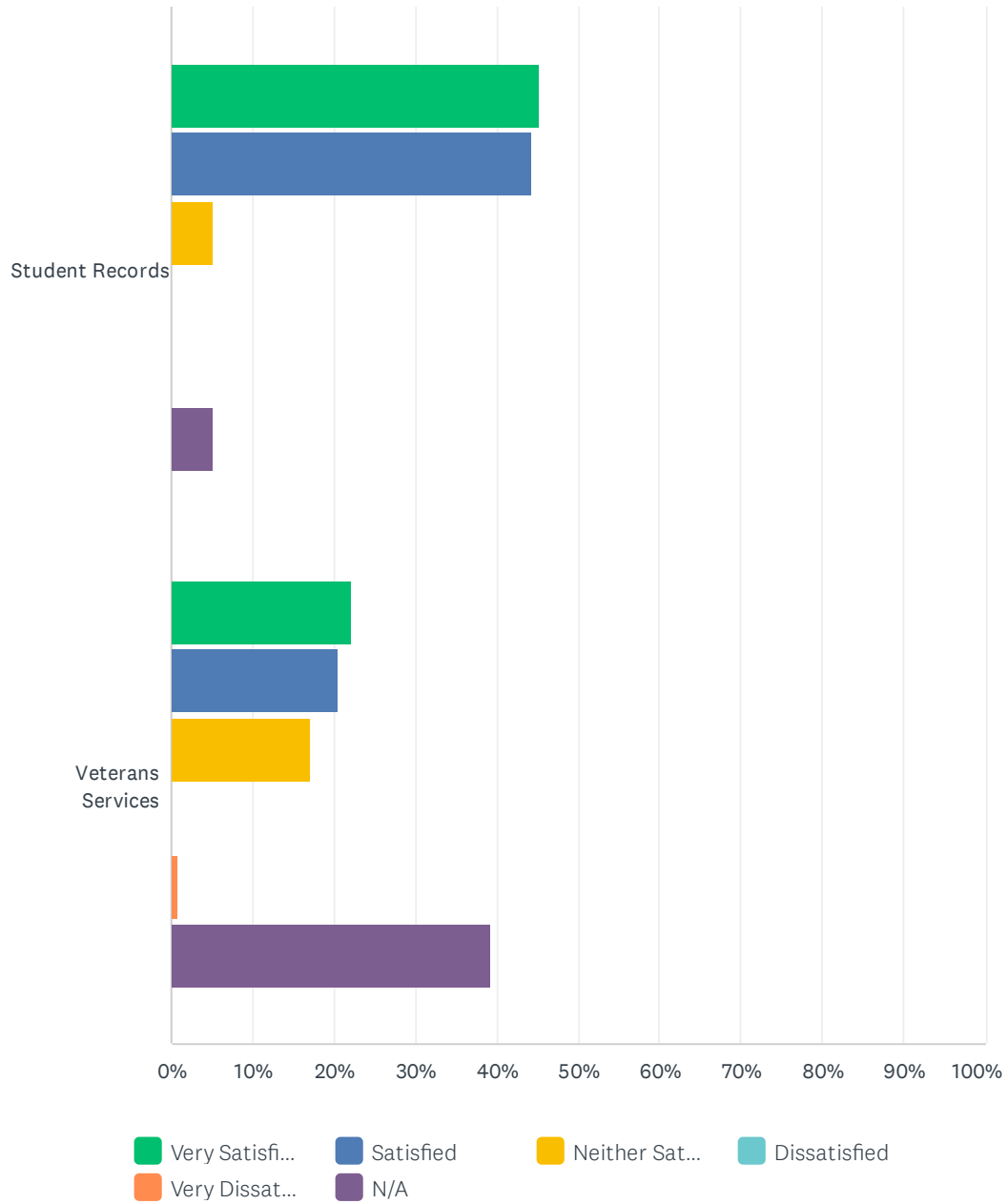
	VERY SATISFIED	SATISFIED	NEITHER SATISFIED NOR DISSATISFIED	DISSATISFIED	VERY DISSATISFIED	N/A	TOTAL	WEIGHTED AVERAGE
Bookstore	49.57% 58	35.04% 41	7.69% 9	0.85% 1	0.00% 0	6.84% 8	117	4.43
Business	39.32% 46	38.46% 45	12.82% 15	0.00% 0	0.85% 1	8.55% 10	117	4.26
Dining	35.90% 42	25.64% 30	11.11% 13	6.84% 8	1.71% 2	18.80% 22	117	4.07
Facilities (buildings & grounds)	35.90% 42	45.30% 53	10.26% 12	2.56% 3	1.71% 2	4.27% 5	117	4.16
Information Technology	42.74% 50	38.46% 45	11.97% 14	0.00% 0	0.85% 1	5.98% 7	117	4.30

Q13 How satisfied are you with people and processes in these enrollment service areas?

Answered: 117 Skipped: 0



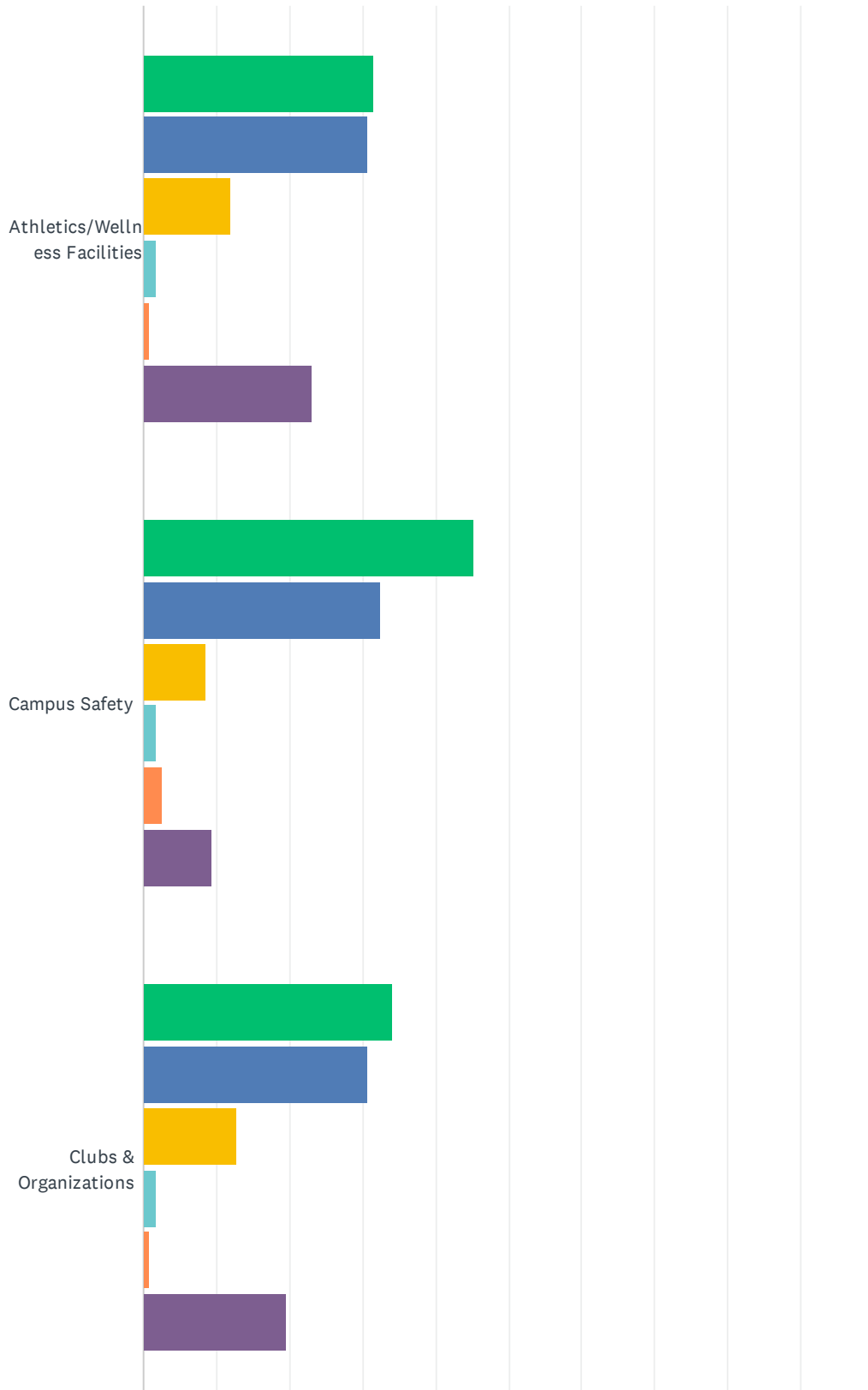
MDCC | Student Exit Survey



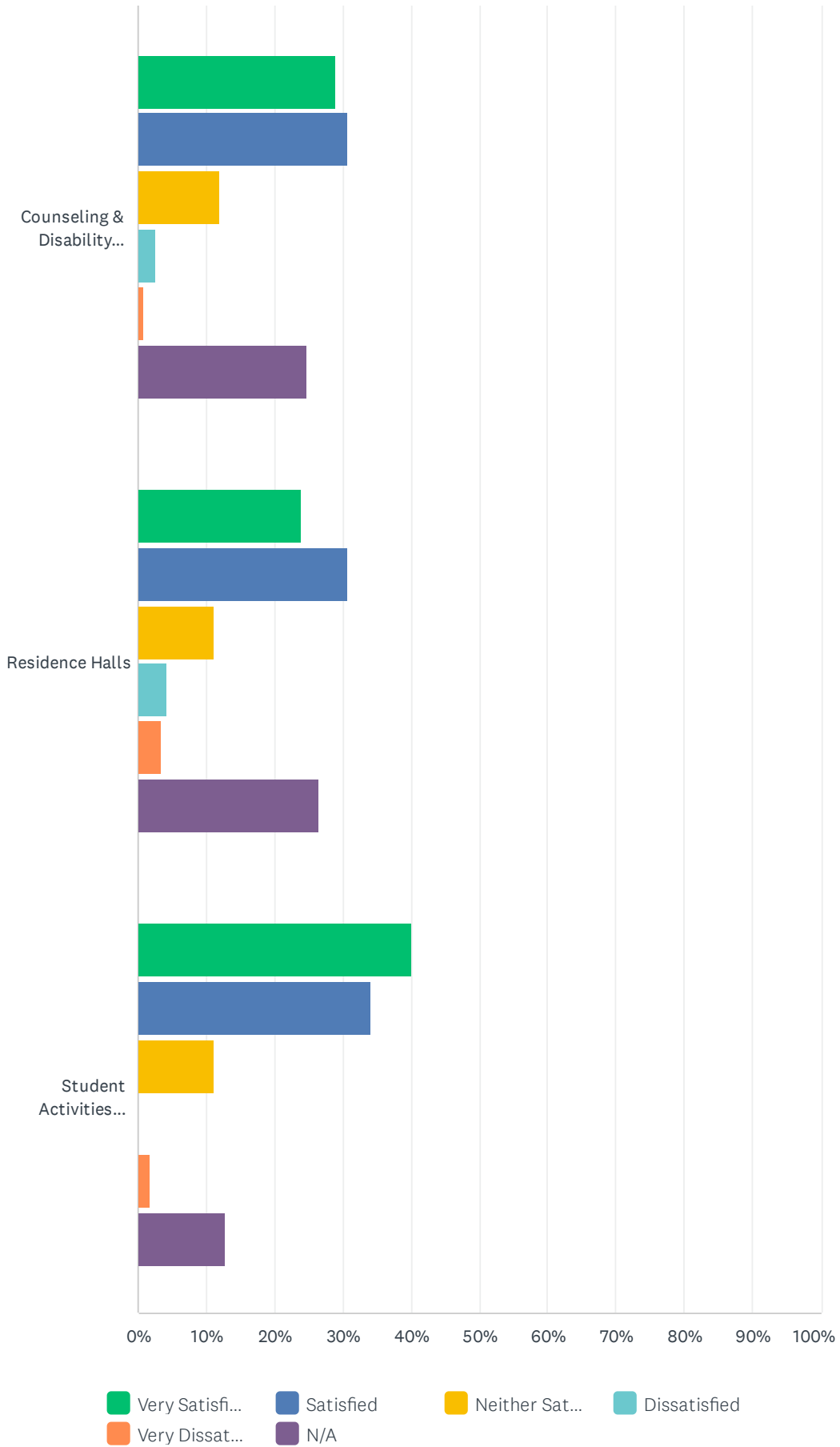
	VERY SATISFIED	SATISFIED	NEITHER SATISFIED NOR DISSATISFIED	DISSATISFIED	VERY DISSATISFIED	N/A	TOTAL	WEIGHTED AVERAGE
Admissions	52.99% 62	38.46% 45	4.27% 5	2.56% 3	0.00% 0	1.71% 2	117	4.44
Financial Aid	47.86% 56	36.75% 43	6.84% 8	4.27% 5	1.71% 2	2.56% 3	117	4.28
Recruiting	35.90% 42	36.75% 43	11.97% 14	0.85% 1	0.00% 0	14.53% 17	117	4.26
Student Records	45.30% 53	44.44% 52	5.13% 6	0.00% 0	0.00% 0	5.13% 6	117	4.42
Veterans Services	22.22% 26	20.51% 24	17.09% 20	0.00% 0	0.85% 1	39.32% 46	117	4.04

Q14 How satisfied are you with people and processes in these student service areas?

Answered: 117 Skipped: 0



MDCC | Student Exit Survey

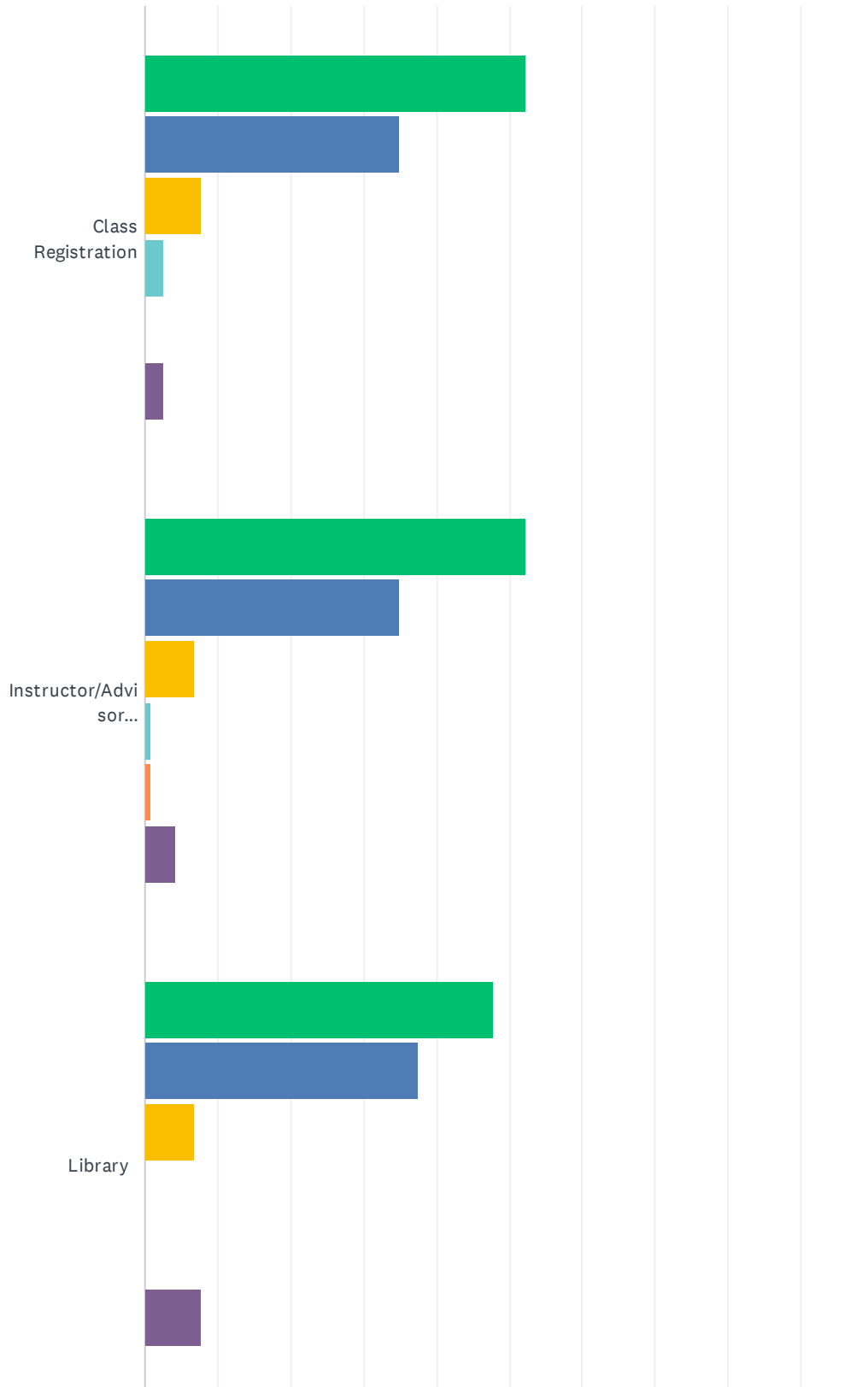


MDCC | Student Exit Survey

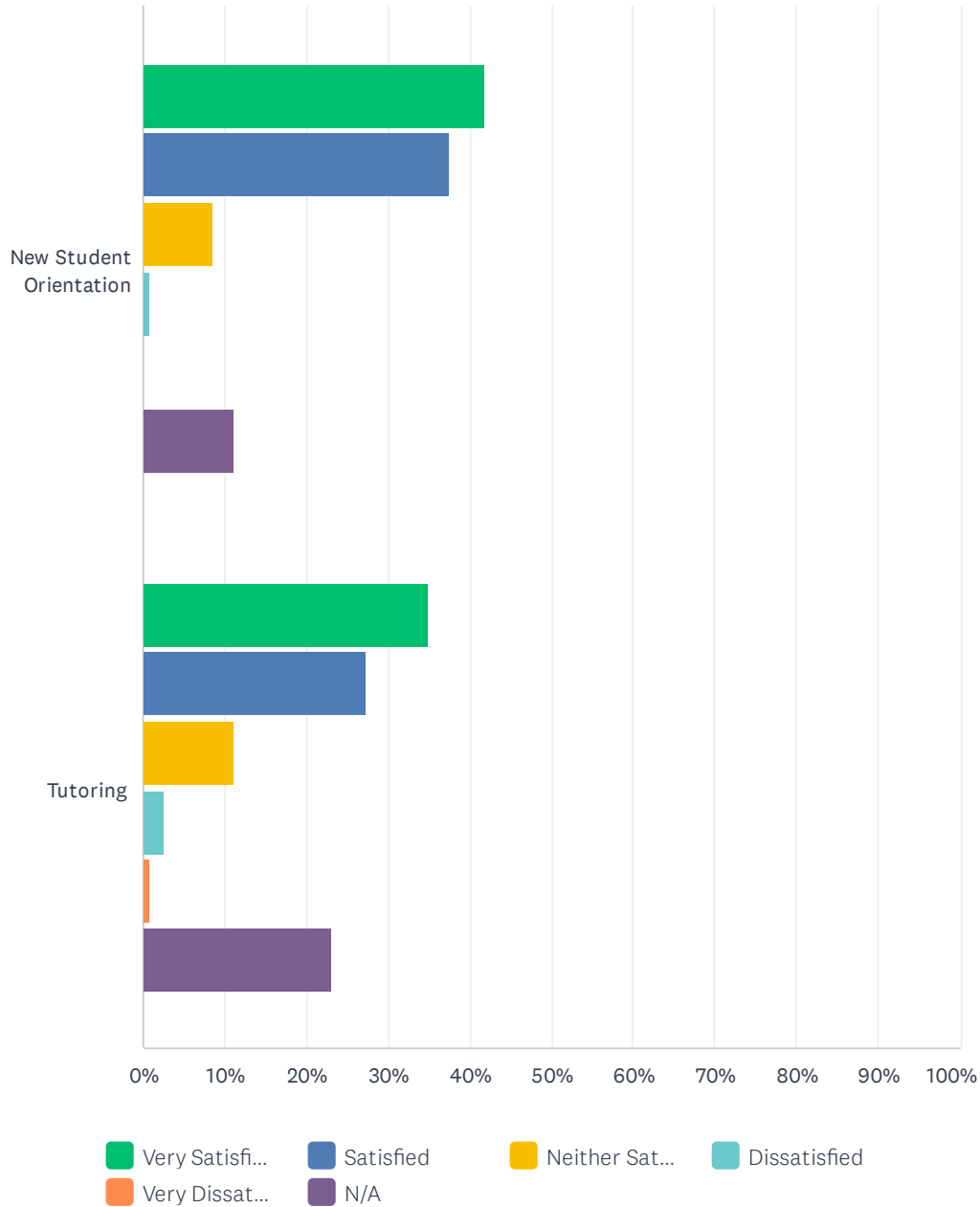
	VERY SATISFIED	SATISFIED	NEITHER SATISFIED NOR DISSATISFIED	DISSATISFIED	VERY DISSATISFIED	N/A	TOTAL	WEIGHTED AVERAGE
Athletics/Wellness Facilities	31.62% 37	30.77% 36	11.97% 14	1.71% 2	0.85% 1	23.08% 27	117	4.18
Campus Safety	45.30% 53	32.48% 38	8.55% 10	1.71% 2	2.56% 3	9.40% 11	117	4.28
Clubs & Organizations	34.19% 40	30.77% 36	12.82% 15	1.71% 2	0.85% 1	19.66% 23	117	4.19
Counseling & Disability Services	29.06% 34	30.77% 36	11.97% 14	2.56% 3	0.85% 1	24.79% 29	117	4.13
Residence Halls	23.93% 28	30.77% 36	11.11% 13	4.27% 5	3.42% 4	26.50% 31	117	3.92
Student Activities (e.g., Spring Fest)	40.17% 47	34.19% 40	11.11% 13	0.00% 0	1.71% 2	12.82% 15	117	4.27

Q15 How satisfied are you with people and processes in these academic support areas?

Answered: 117 Skipped: 0



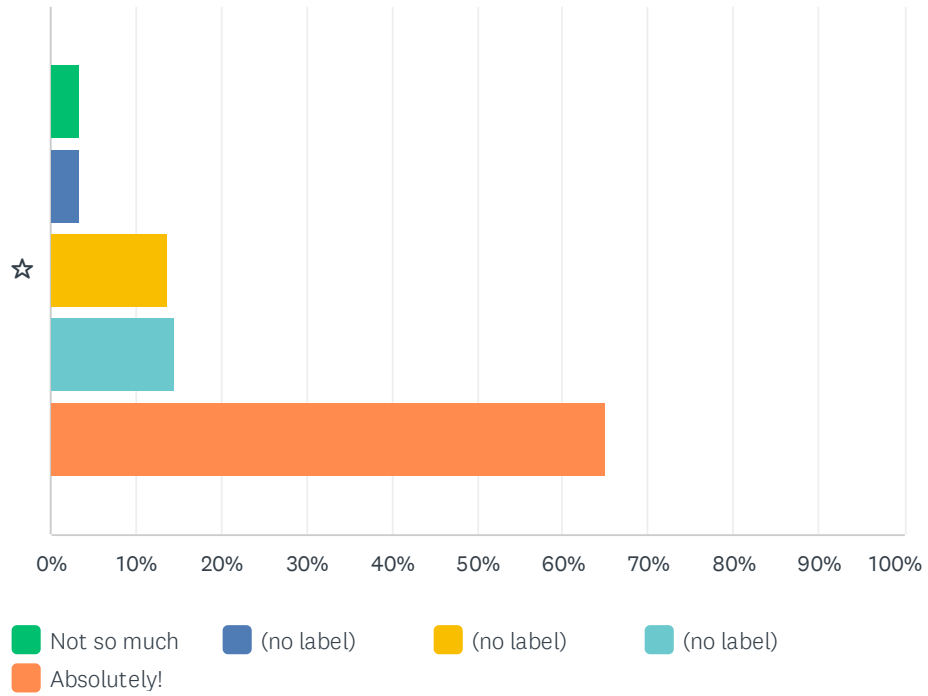
MDCC | Student Exit Survey



	VERY SATISFIED	SATISFIED	NEITHER SATISFIED NOR DISSATISFIED	DISSATISFIED	VERY DISSATISFIED	N/A	TOTAL	WEIGH AVERA
Class Registration	52.14% 61	35.04% 41	7.69% 9	2.56% 3	0.00% 0	2.56% 3	117	4.40
Instructor/Advisor Availability	52.14% 61	35.04% 41	6.84% 8	0.85% 1	0.85% 1	4.27% 5	117	4.43
Library	47.86% 56	37.61% 44	6.84% 8	0.00% 0	0.00% 0	7.69% 9	117	4.44
New Student Orientation	41.88% 49	37.61% 44	8.55% 10	0.85% 1	0.00% 0	11.11% 13	117	4.36
Tutoring	35.04% 41	27.35% 32	11.11% 13	2.56% 3	0.85% 1	23.08% 27	117	4.21

Q16 How likely are you to recommend MDCC to a friend?

Answered: 117 Skipped: 0



	NOT SO MUCH	(NO LABEL)	(NO LABEL)	(NO LABEL)	ABSOLUTELY!	TOTAL	WEIGHTED AVERAGE
☆	3.42%	3.42%	13.68%	14.53%	64.96%	117	4.34
	4	4	16	17	76		